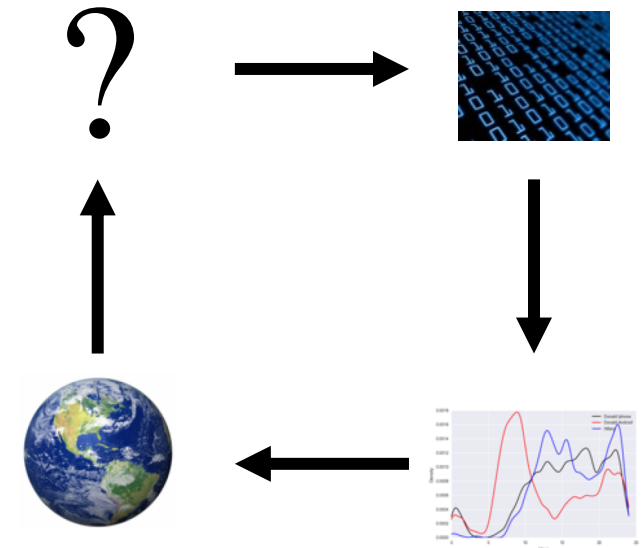


# Classification & Logistic Regression & maybe deep learning

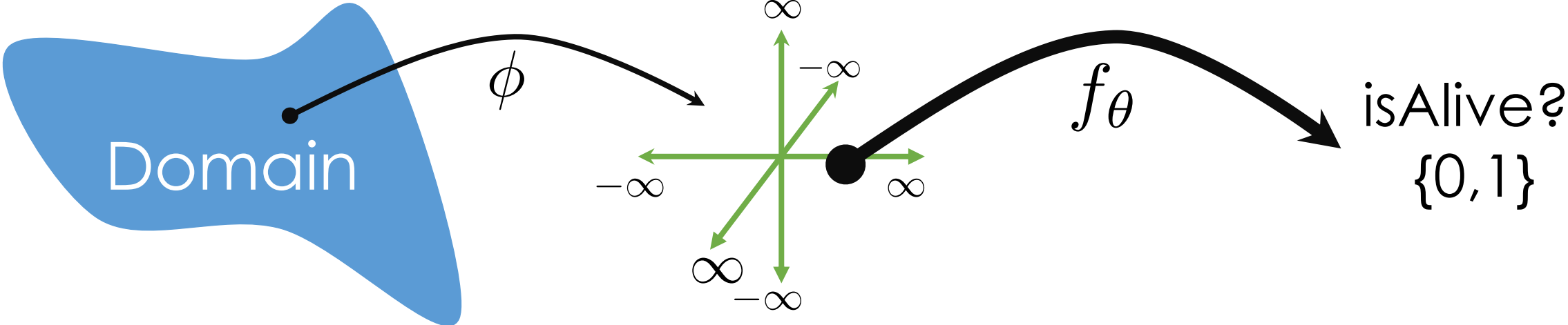
Slides by:

**Joseph E. Gonzalez** [jegonzal@cs.berkeley.edu](mailto:jegonzal@cs.berkeley.edu)




Previously...

# Classification



# Taxonomy of Machine Learning



Labeled Data

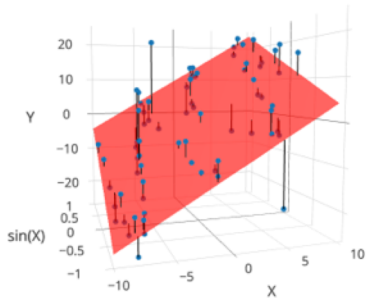
Reward

Unlabeled Data

## Supervised Learning

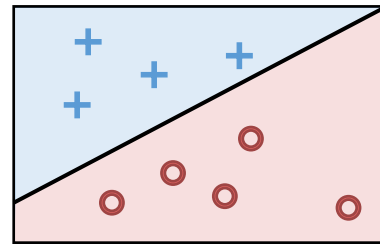
Quantitative Response

### Regression

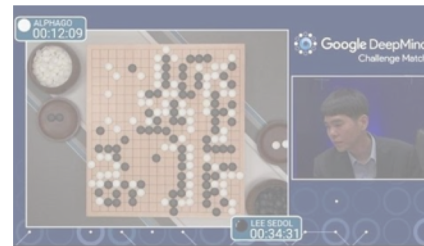


Categorical Response

### Classification



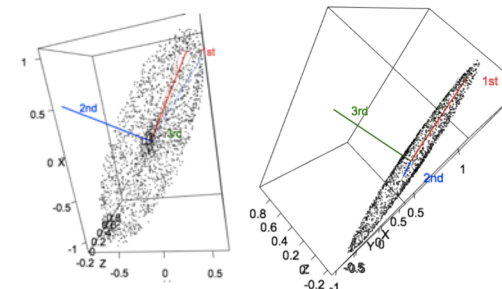
## Reinforcement Learning (not covered)



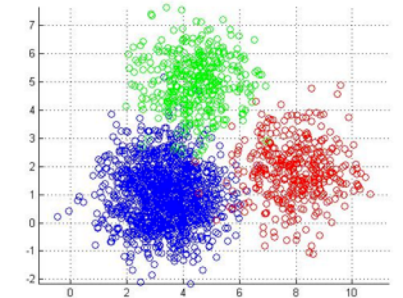
Alpha Go

## Unsupervised Learning

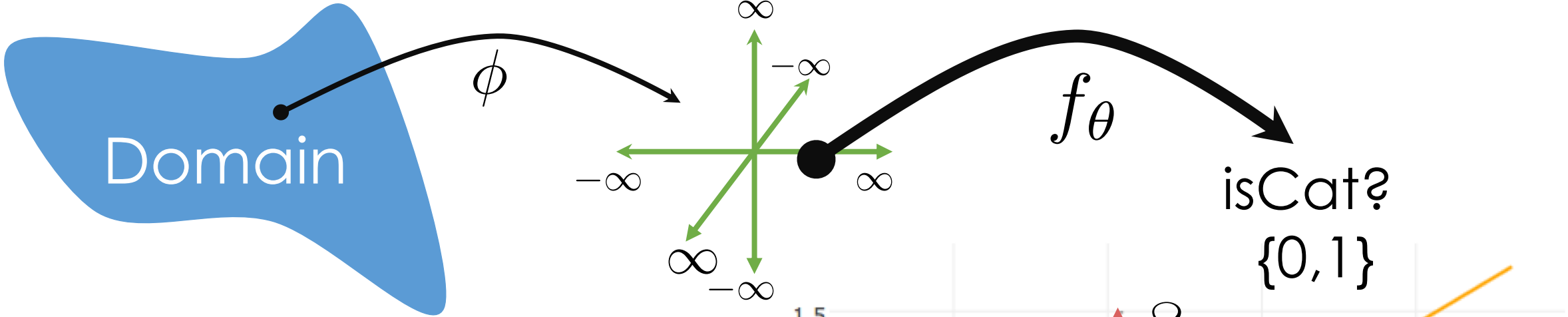
### Dimensionality Reduction



### Clustering

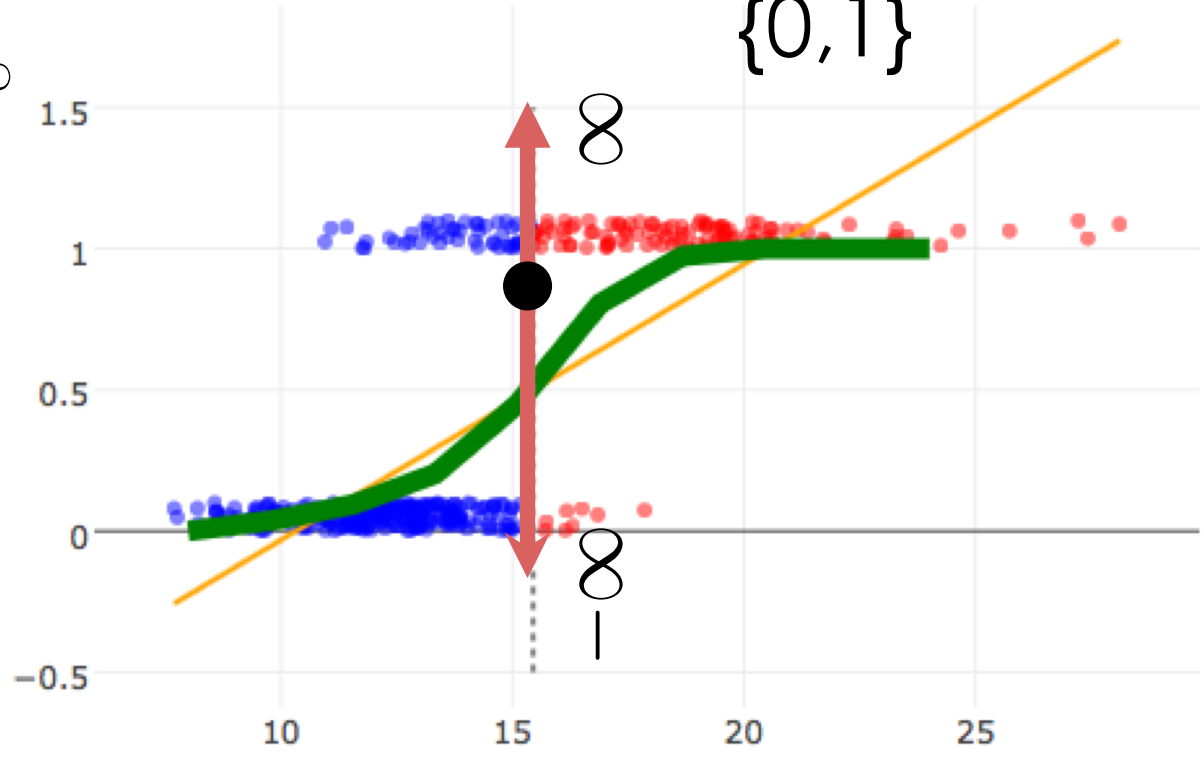


# Classification



Can we just use least squares?

$$\hat{\theta} = \arg \min_{\theta} \frac{1}{n} \sum_{i=1}^n (y_i - f_{\theta}(x_i))^2 + \lambda \mathbf{R}(\theta)$$



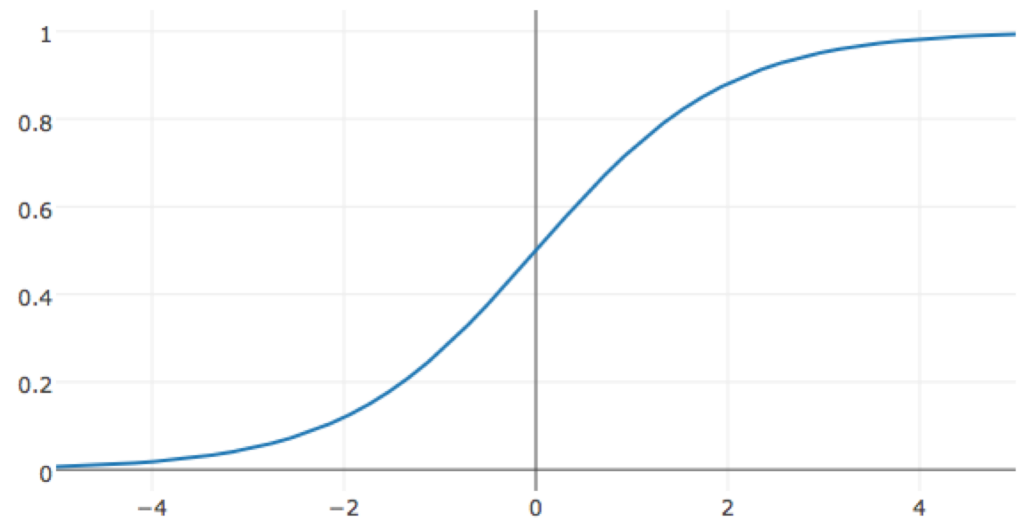
# Defining a New Model for Classification

# Logistic Regression

- Model the probability of a particular label:

$$\hat{\mathbf{P}}_{\theta} (y = 1 | x) = \sigma(\underbrace{\phi(x)^T \theta}_{\text{Linear Model}}) = \frac{1}{1 + \exp(-\phi(x)^T \theta)}$$

$$\sigma(t) = \frac{1}{1 + \exp(-t)}$$



# Motivation for the Logistic Model

- Model the “log odds” as a linear model

$$\underbrace{\phi(x_i)^T \theta}_{\text{Linear Model}} = \underbrace{\log \left( \frac{\hat{\mathbf{P}}_{\theta}(y_i = 1 | x_i)}{\hat{\mathbf{P}}_{\theta}(y_i = 0 | x_i)} \right)}_{\text{Log odds}}$$

$$\phi(x_i)^T \theta = 0 \quad \overset{\text{exp}(0) = 1}{\Rightarrow} \quad \hat{\mathbf{P}}_{\theta}(y_i = 1 | x_i) = \hat{\mathbf{P}}_{\theta}(y_i = 0 | x_i)$$

$$\phi(x_i)^T \theta > 0 \quad \overset{\text{exp}(\epsilon) > 1}{\Rightarrow} \quad \hat{\mathbf{P}}_{\theta}(y_i = 1 | x_i) > \hat{\mathbf{P}}_{\theta}(y_i = 0 | x_i)$$

$$\phi(x_i)^T \theta < 0 \quad \overset{\text{exp}(-\epsilon) < 1}{\Rightarrow} \quad \hat{\mathbf{P}}_{\theta}(y_i = 1 | x_i) < \hat{\mathbf{P}}_{\theta}(y_i = 0 | x_i)$$

for any positive  $\epsilon$



# Motivation for the Logistic Model

$$\begin{aligned}\phi(x_i)^T \theta &= \log \left( \frac{\hat{\mathbf{P}}_{\theta}(y_i = 1 | x_i)}{\hat{\mathbf{P}}_{\theta}(y_i = 0 | x_i)} \right) \\ &= \log \left( \frac{\hat{\mathbf{P}}_{\theta}(y_i = 1 | x_i)}{1 - \hat{\mathbf{P}}_{\theta}(y_i = 1 | x_i)} \right)\end{aligned}$$

Taking the exponent of both sides

$$\exp(\phi(x_i)^T \theta) = \frac{\hat{\mathbf{P}}_{\theta}(y_i = 1 | x_i)}{1 - \hat{\mathbf{P}}_{\theta}(y_i = 1 | x_i)}$$

$$\exp(\phi(x_i)^T \theta) = \frac{\hat{\mathbf{P}}_{\theta}(y_i = 1 | x_i)}{1 - \hat{\mathbf{P}}_{\theta}(y_i = 1 | x_i)}$$

Algebra

$$\exp(\phi(x_i)^T \theta) (1 - \hat{\mathbf{P}}_{\theta}(y_i = 1 | x_i)) = \hat{\mathbf{P}}_{\theta}(y_i = 1 | x_i)$$

Expanding terms

$$\exp(\phi(x_i)^T \theta) - \exp(\phi(x_i)^T \theta) \hat{\mathbf{P}}_{\theta}(y_i = 1 | x_i) = \hat{\mathbf{P}}_{\theta}(y_i = 1 | x_i)$$

Collect terms on the other side ...

$$\exp(\phi(x_i)^T \theta) = \hat{\mathbf{P}}_{\theta}(y_i = 1 | x_i) (1 + \exp(\phi(x_i)^T \theta))$$

Solving for  $\mathbf{P}(y=1 | \mathbf{x})$

$$\hat{\mathbf{P}}_{\theta}(y_i = 1 | x_i) = \frac{\exp(\phi(x_i)^T \theta)}{1 + \exp(\phi(x_i)^T \theta)}$$

Solving for  $P(y=1 | x)$

$$\hat{\mathbf{P}}_{\theta} (y_i = 1 | x_i) = \frac{\exp(\phi(x_i)^T \theta)}{1 + \exp(\phi(x_i)^T \theta)}$$

Dividing numerator and denominator by  $\exp(\phi(x_i)^T \theta)$

$$\begin{aligned} \hat{\mathbf{P}}_{\theta} (y_i = 1 | x_i) &= \frac{1}{1 + \exp(-\phi(x_i)^T \theta)} \\ &= \sigma(\phi(x)^T \theta) \end{aligned}$$

Where

$$\sigma(t) = \frac{1}{1 + \exp(-t)}$$

# The Logistic Regression Model

Model:  $\hat{\mathbf{P}}_{\theta}(y = 1 | x) = \sigma(\phi(x)^T \theta) = \frac{1}{1 + \exp(-\phi(x)^T \theta)}$

---

How do we fit the model to the data?

# Defining the Loss

# Could we use the Squared Loss

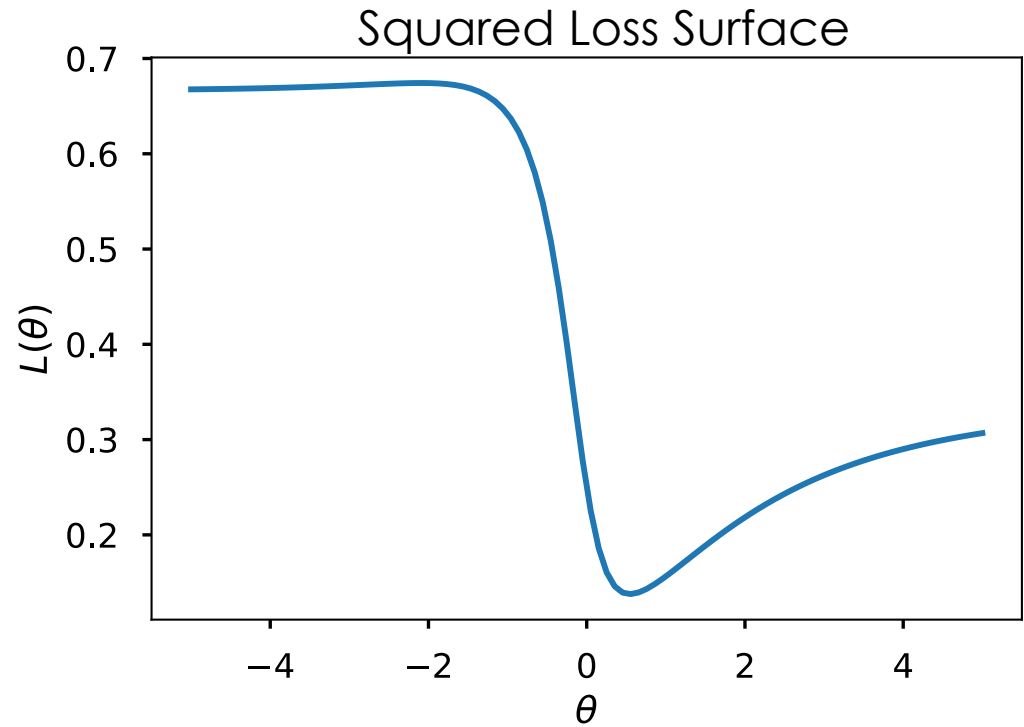
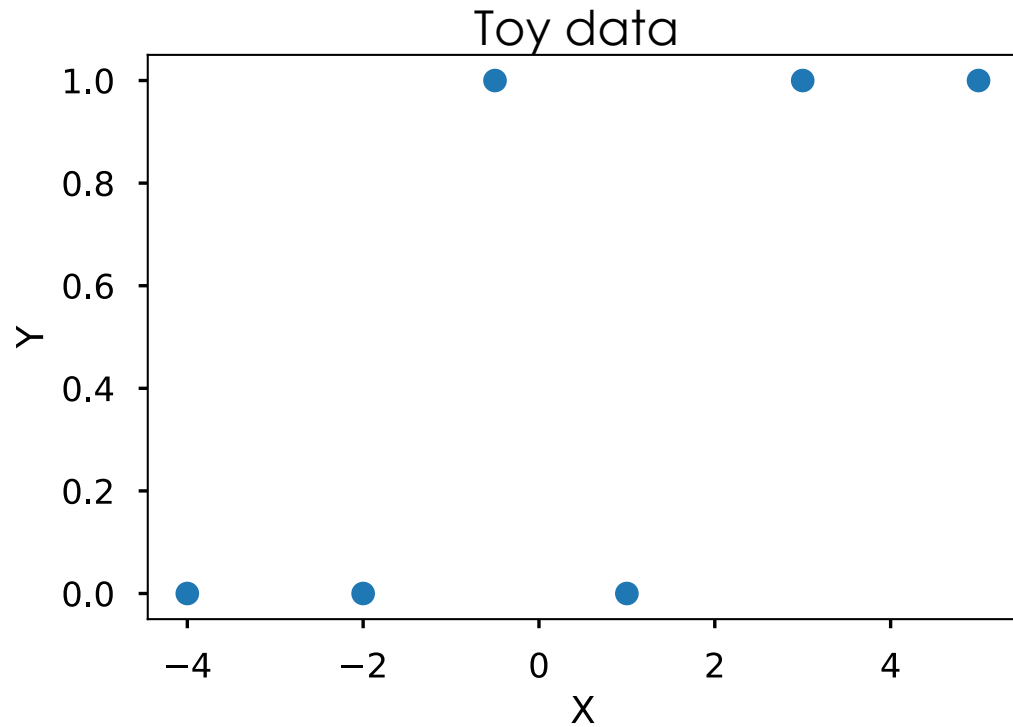
- What about squared loss and the new model:

$$L(\theta) = \frac{1}{n} \sum_{i=1}^n (y_i - \sigma(\phi(x_i)^T \theta))^2$$

- Tries to match probability with 0/1 labels.
- Occasionally used in some neural network applications
- **Non-convex!**

$$L(\theta) = \frac{1}{n} \sum_{i=1}^n (y_i - \sigma(\phi(x_i)^T \theta))^2$$

- Tries to match probability with 0/1 labels.
- Occasionally used in some neural network applications
- **Non-convex!**



# Defining the Cross Entropy Loss



# Loss Function

- We want our model to be close to the data:

$$\hat{\mathbf{P}}_{\theta}(y = 1 | x) \approx \mathbf{P}(y = 1 | x)$$

- Example: (cute or not)?

$x =$



$y = 1$  "cute"

|                       | Cute  | Not Cute  |
|-----------------------|---|---|
| Observed Probability  | $\mathbf{P}(y = 1   x)$<br>= 1.0                | $\mathbf{P}(y = 0   x)$<br>= 0.0                |
| Predicted Probability | $\hat{\mathbf{P}}_{\theta}(y = 1   x)$<br>= 0.8 | $\hat{\mathbf{P}}_{\theta}(y = 0   x)$<br>= 0.2 |

# Loss Function

- We want our model to be close to the data:

$$\hat{\mathbf{P}}_{\theta} (y = 1 | x) \approx \mathbf{P} (y = 1 | x)$$

- Kullback–Leibler (KL) Divergence provides a measure of difference between two distributions:
  - Difference between two discrete distributions P and Q

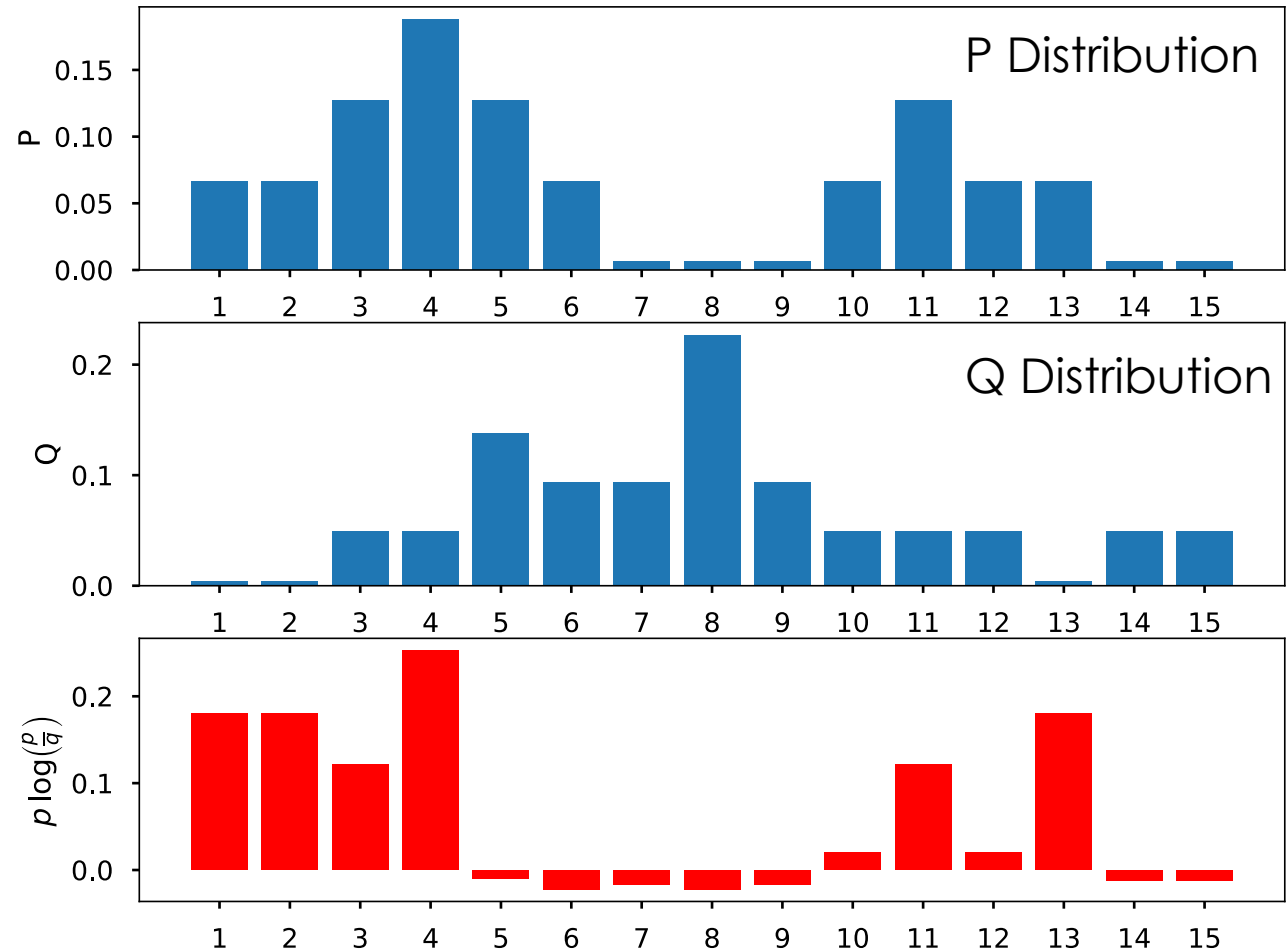
$$\mathbf{D}(P||Q) = \sum_{k=0}^{K-1} P(k) \log \left( \frac{P(k)}{Q(k)} \right)$$

# Kullback–Leibler (KL) Divergence

$$\mathbf{D}(P||Q) = \sum_{k=0}^{K-1} P(k) \log \left( \frac{P(k)}{Q(k)} \right)$$

- The average log difference between P and Q weighted by P
- Does not penalize mismatch for rare events with respect to P
- Note that it is not symmetric

$$\mathbf{D}(P||Q) \neq \mathbf{D}(Q||P)$$



# Loss Function

- We want our model to be close to the data:

$$\hat{\mathbf{P}}_{\theta}(y = 1 | x) \approx \mathbf{P}(y = 1 | x)$$

- Kullback–Leibler (KL) divergence for classification
  - For a **single** (x,y) data point

$$\mathbf{D}_{KL}(\mathbf{P} || \hat{\mathbf{P}}_{\theta}) = \sum_{k=0}^{K-1} \mathbf{P}(y = k | x) \log \left( \frac{\mathbf{P}(y = k | x)}{\hat{\mathbf{P}}_{\theta}(y = k | x)} \right)$$

=2 Binary Classification

- Average KL Divergence for all the data:

➤ Kullback–Leibler (KL) divergence for classification

➤ For a **single** (x,y) data point

= 2 Binary Classification

$$\mathbf{D}_{KL} \left( \mathbf{P} \parallel \hat{\mathbf{P}}_{\theta} \right) = \sum_{k=0}^{K-1} \mathbf{P} (y = k \mid x) \log \left( \frac{\mathbf{P} (y = k \mid x)}{\hat{\mathbf{P}}_{\theta} (y = k \mid x)} \right)$$

➤ Average KL Divergence for all the data:

$$\arg \min_{\theta} \frac{1}{n} \sum_{i=1}^n \sum_{k=0}^{K-1} \mathbf{P} (y_i = k \mid x_i) \log \left( \frac{\mathbf{P} (y_i = k \mid x_i)}{\hat{\mathbf{P}}_{\theta} (y_i = k \mid x_i)} \right)$$

Log(a/b) = Log(a) - Log(b)

Doesn't depend  
on  $\theta$

$$\cancel{\mathbf{P} (y_i = k \mid x_i) \log (\mathbf{P} (y_i = k \mid x_i))} - \mathbf{P} (y_i = k \mid x_i) \log \left( \hat{\mathbf{P}}_{\theta} (y_i = k \mid x_i) \right)$$

➤ Average **cross entropy loss**

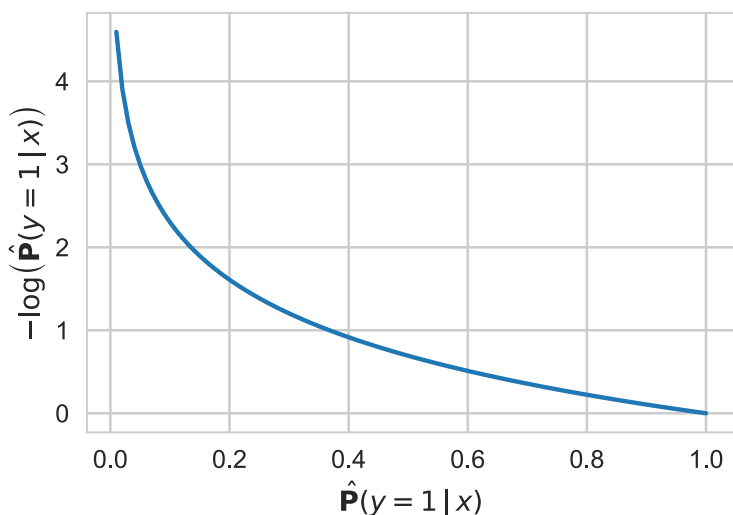
$$\arg \min_{\theta} \frac{1}{n} \sum_{i=1}^n \sum_{k=0}^{K-1} - \mathbf{P}(y_i = k | x_i) \log \left( \hat{\mathbf{P}}_{\theta}(y_i = k | x_i) \right)$$

# ➤ Average cross entropy loss

$$\arg \min_{\theta} \frac{1}{n} \sum_{i=1}^n \sum_{k=0}^{K-1} - \mathbf{P}(y_i = k | x_i) \log \left( \hat{\mathbf{P}}_{\theta}(y_i = k | x_i) \right)$$

## Cute Cat Example

$x =$   ,  $y = 1$  "cute"



|  | Cute   | Not Cute                                     |
|--|--|--|
| Observed Probability                                       | $\mathbf{P}(y = 1   x) = 1.0$                | $\mathbf{P}(y = 0   x) = 0.0$                |
| Predicted Probability                                      | $\hat{\mathbf{P}}_{\theta}(y = 1   x) = 0.8$ | $\hat{\mathbf{P}}_{\theta}(y = 0   x) = 0.2$ |
| Cross Ent.<br>$-\mathbf{P} \log \hat{\mathbf{P}}_{\theta}$ | $-1.0 \log(0.8) \approx 0.22$                | $-0.0 \log(0.2) = 0.0$                       |

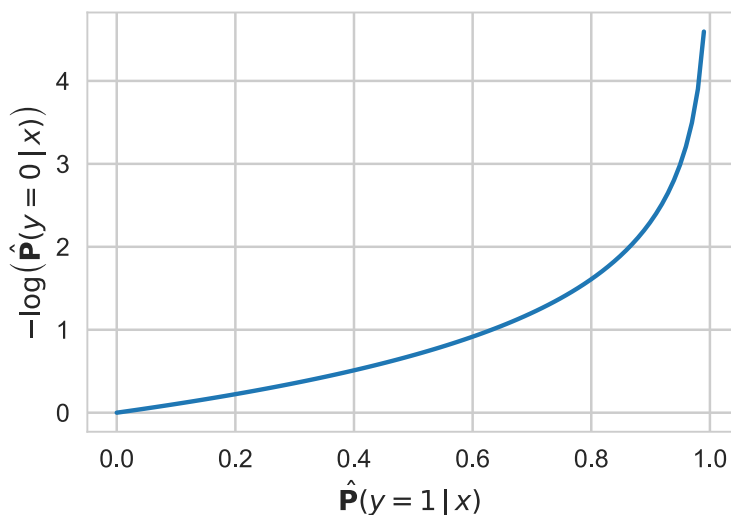
**Also called the log loss because it is the log of the predicted probability for the true class**

# ➤ Average cross entropy loss

$$\arg \min_{\theta} \frac{1}{n} \sum_{i=1}^n \sum_{k=0}^{K-1} - \mathbf{P}(y_i = k | x_i) \log \left( \hat{\mathbf{P}}_{\theta}(y_i = k | x_i) \right)$$

## Cute Cat Example

$x =$   ,  $y = 0$  "not cute"



|  | Cute   | Not Cute                                     |
|--|--|--|
| Observed Probability                                       | $\mathbf{P}(y = 1   x) = 0.0$                | $\mathbf{P}(y = 0   x) = 1.0$                |
| Predicted Probability                                      | $\hat{\mathbf{P}}_{\theta}(y = 1   x) = 0.7$ | $\hat{\mathbf{P}}_{\theta}(y = 0   x) = 0.3$ |
| Cross Ent.<br>$-\mathbf{P} \log \hat{\mathbf{P}}_{\theta}$ | $-0.0 \text{ Log}(0.7) = 0.0$                | $-1.0 \text{ Log}(0.3) \approx 1.20$         |

**Also called the log loss because it is the log of the predicted probability for the true class**



➤ Average **cross entropy loss**

$$\arg \min_{\theta} \frac{1}{n} \sum_{i=1}^n \sum_{k=0}^{K-1} - \mathbf{P}(y_i = k | x_i) \log \left( \hat{\mathbf{P}}_{\theta}(y_i = k | x_i) \right)$$

➤ Computing the more general version for  $(x_i, y_i)$

$$\arg \min_{\theta} - \frac{1}{n} \sum_{i=1}^n \left( \mathbf{P}(y_i = 0 | x_i) \log \left( \hat{\mathbf{P}}_{\theta}(y_i = 0 | x_i) \right) + \mathbf{P}(y_i = 1 | x_i) \log \left( \hat{\mathbf{P}}_{\theta}(y_i = 1 | x_i) \right) \right)$$

---

$$\mathbf{P}(y_i = 1 | x_i) = y_i$$

$$\hat{\mathbf{P}}_{\theta}(y_i = 1 | x_i) = \sigma(\phi(x_i)^T \theta)$$

$$\mathbf{P}(y_i = 0 | x_i) = (1 - y_i)$$

$$\hat{\mathbf{P}}_{\theta}(y_i = 0 | x_i) = 1 - \sigma(\phi(x_i)^T \theta)$$

➤ Average **cross entropy loss**

$$\arg \min_{\theta} \frac{1}{n} \sum_{i=1}^n \sum_{k=0}^{K-1} - \mathbf{P}(y_i = k | x_i) \log \left( \hat{\mathbf{P}}_{\theta}(y_i = k | x_i) \right)$$

➤ Computing the more general version for  $(x_i, y_i)$

$$\arg \min_{\theta} -\frac{1}{n} \sum_{i=1}^n \left( \begin{array}{cc} (1 - y_i) \log \left( 1 - \sigma(\phi(x_i)^T \theta) \right) + & \\ y_i \log \left( \sigma(\phi(x_i)^T \theta) \right) & \end{array} \right)$$

**Rewriting on one line:**

$$\arg \min_{\theta} -\frac{1}{n} \sum_{i=1}^n (y_i \log (\sigma (\phi(x_i)^T \theta)) + (1 - y_i) \log (1 - \sigma (\phi(x_i)^T \theta)))$$

➤ Average **cross entropy loss**

$$\arg \min_{\theta} \frac{1}{n} \sum_{i=1}^n \sum_{k=0}^{K-1} - \mathbf{P}(y_i = k | x_i) \log \left( \hat{\mathbf{P}}_{\theta}(y_i = k | x_i) \right)$$

Rewriting on one line:

$$\arg \min_{\theta} -\frac{1}{n} \sum_{i=1}^n (y_i \log (\sigma (\phi(x_i)^T \theta)) + (1 - y_i) \log (1 - \sigma (\phi(x_i)^T \theta)))$$

After much algebra (see last lecture) we obtain:

$$\arg \min_{\theta} -\frac{1}{n} \sum_{i=1}^n (y_i \phi(x_i)^T \theta + \log (\sigma (-\phi(x_i)^T \theta)))$$

# The Loss for Logistic Regression

- Average **cross entropy** (simplified):

$$\arg \min_{\theta} -\frac{1}{n} \sum_{i=1}^n (y_i \phi(x_i)^T \theta + \log (\sigma (-\phi(x_i)^T \theta)))$$

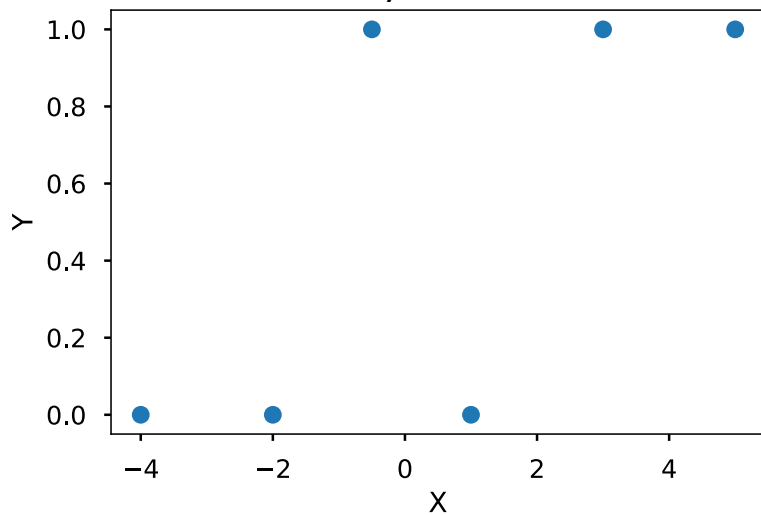
- Equivalent to (derived from) **minimizing the KL divergence**
- Also equivalent to **maximizing the log-likelihood of the data ...**  
(not covered in Data100 this semester)

Is this loss function reasonable?

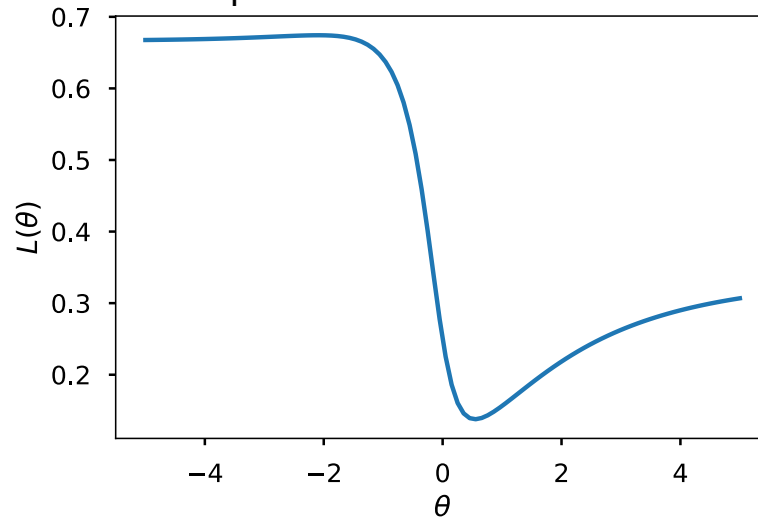
# Convexity Using Pictures

$$\arg \min_{\theta} -\frac{1}{n} \sum_{i=1}^n (y_i \phi(x_i)^T \theta + \log (\sigma (-\phi(x_i)^T \theta)))$$

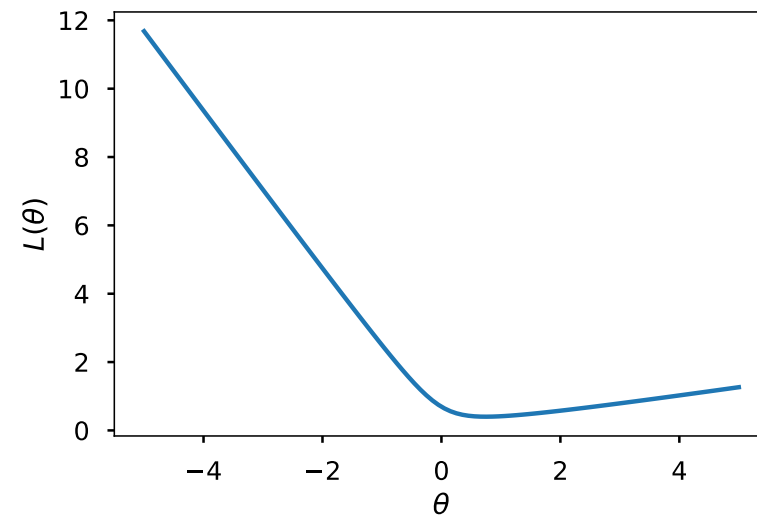
Toy data



Squared Loss Surface



KL Div. Loss Surface

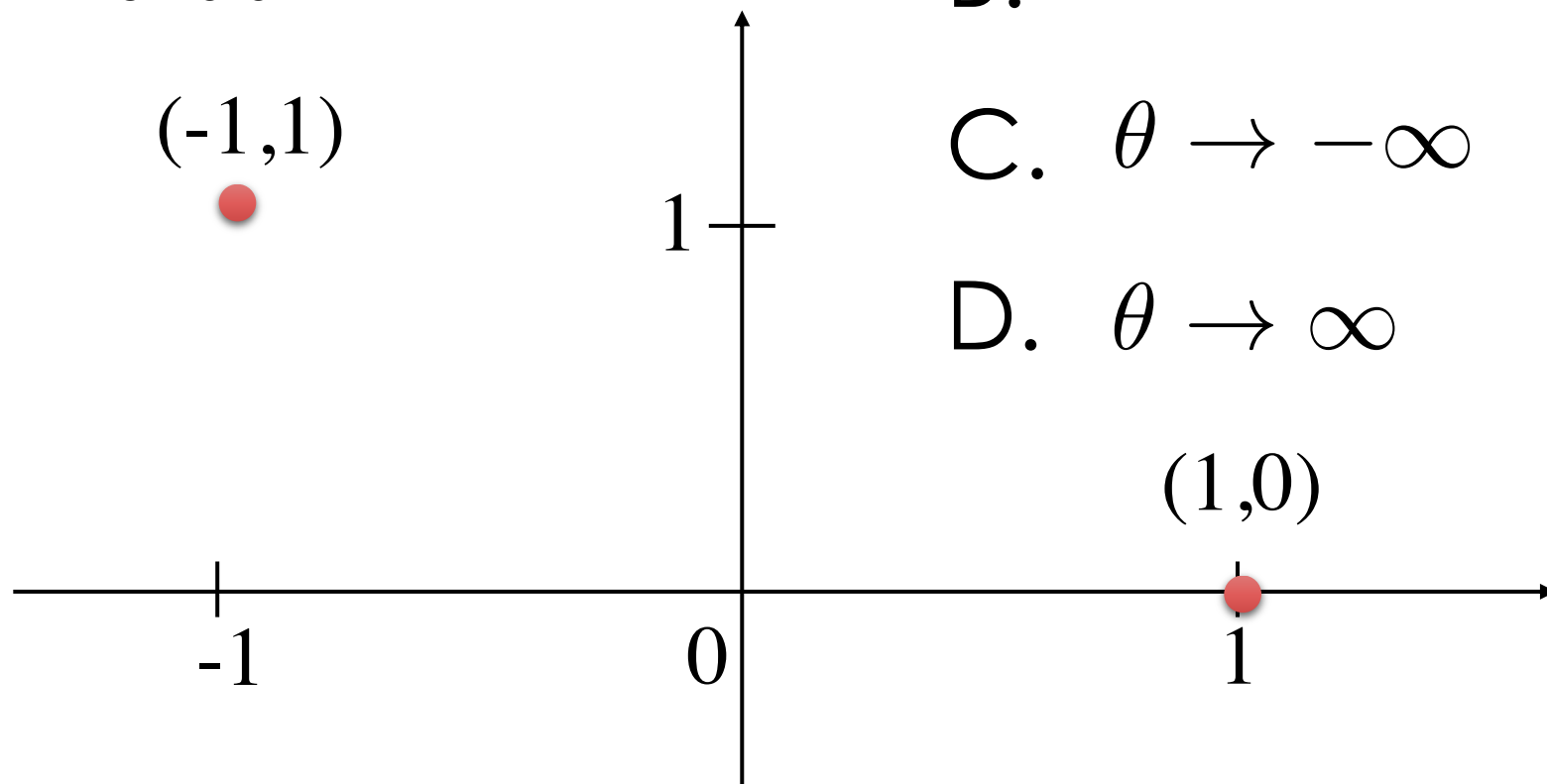


# What is the value of $\theta$ ?

$$\arg \min_{\theta} -\frac{1}{n} \sum_{i=1}^n (y_i \phi(x_i)^T \theta + \log(\sigma(-\phi(x_i)^T \theta)))$$

Assume:  $\phi(x) = x$

The Data

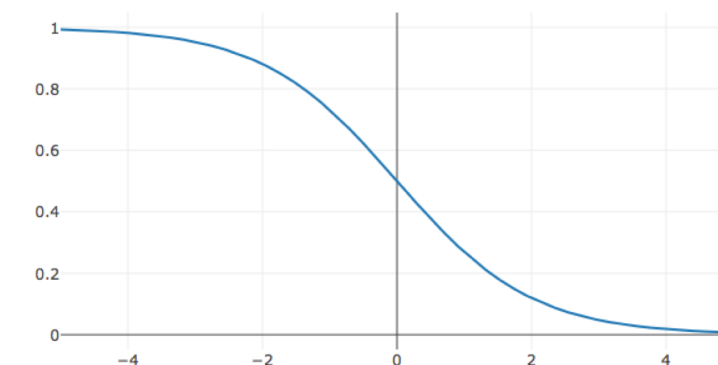
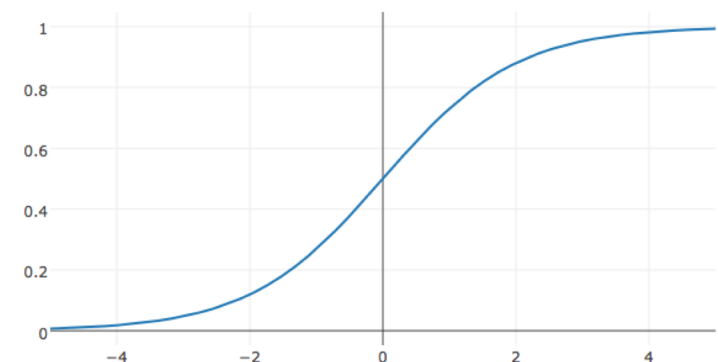


A.  $\theta = -1$

B.  $\theta = 1$

C.  $\theta \rightarrow -\infty$

D.  $\theta \rightarrow \infty$



What is the value of  $\theta$ ?

$$\arg \min_{\theta} -\frac{1}{n} \sum_{i=1}^n (y_i \phi(x_i)^T \theta + \log (\sigma (-\phi(x_i)^T \theta)))$$

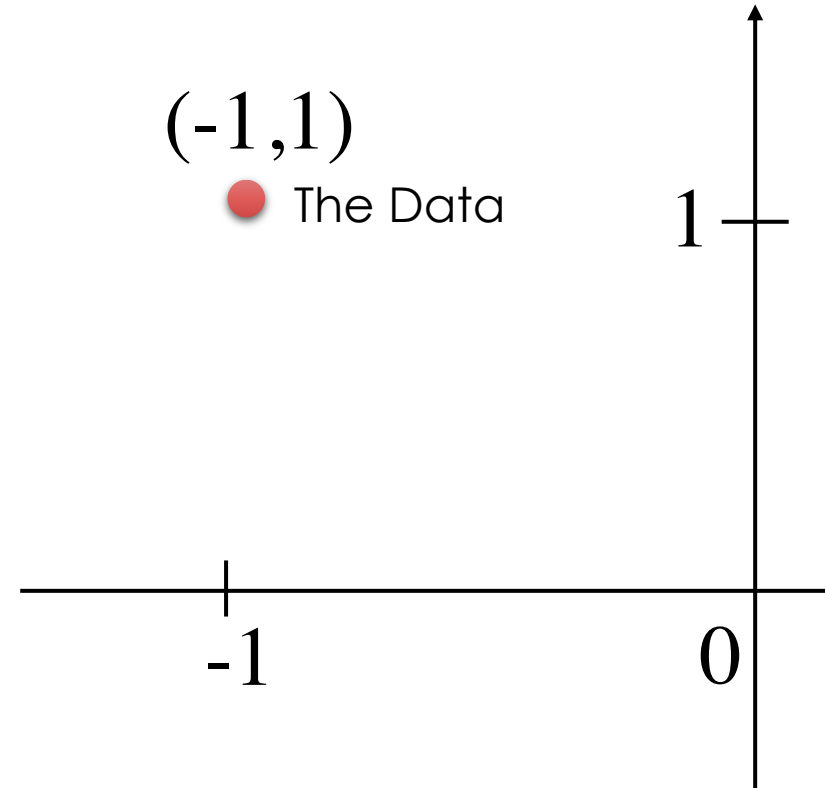
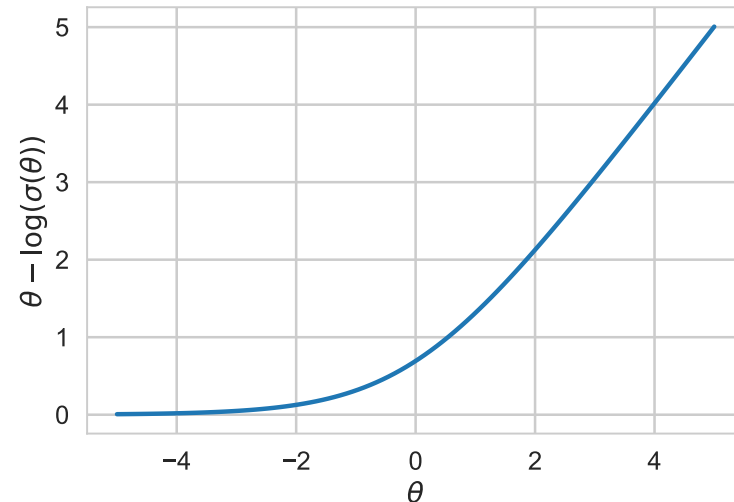
Assume:  $\phi(x) = x$

For the point  $(-1, 1)$ :  $y_i \phi(x_i)^T = -1$

$$-\phi(x_i)^T = 1$$

Objective:

$$\theta - \log (\sigma (\theta))$$



$$\theta \rightarrow -\infty$$

# What is the value of $\theta$ ?

Assume:  $\phi(x) = x$

$$\arg \min_{\theta} -\frac{1}{n} \sum_{i=1}^n (y_i \phi(x_i)^T \theta + \log(\sigma(-\phi(x_i)^T \theta)))$$

For the point  $(-1, 1)$ :  $\theta - \log(\sigma(\theta))$

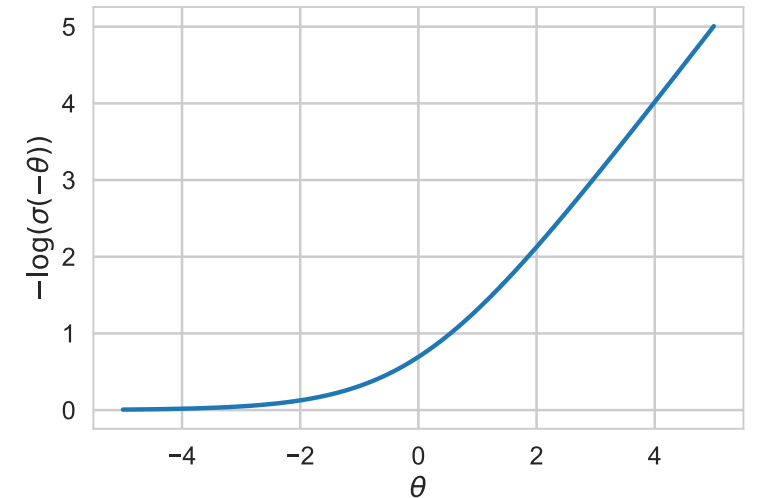
$$\theta \rightarrow -\infty$$

For the point  $(1, 0)$ :

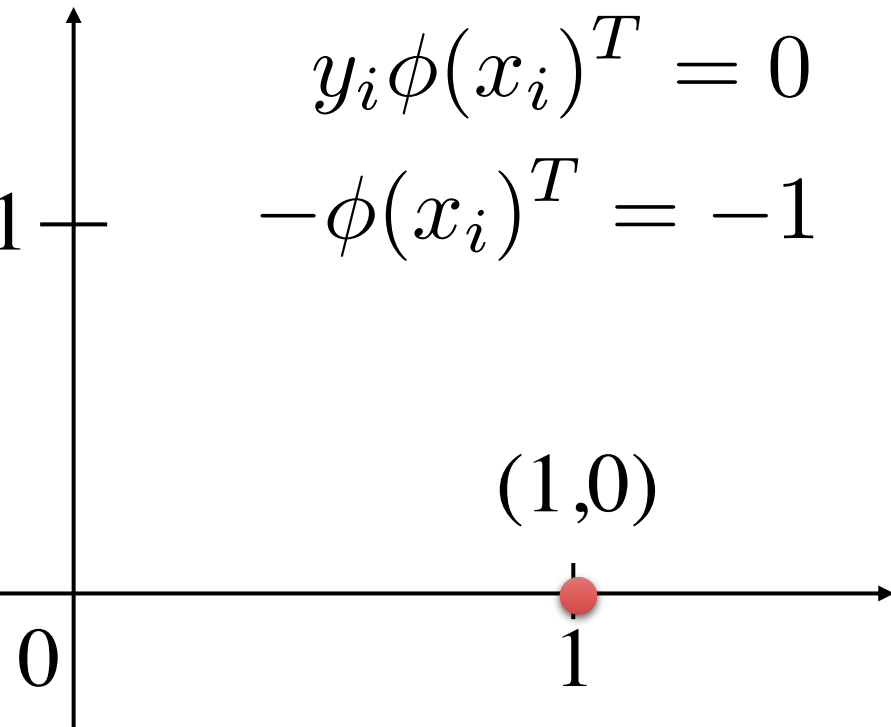
$$y_i \phi(x_i)^T = 0$$

$$-\phi(x_i)^T = -1$$

$$\rightarrow 0 - \log(\sigma(-\theta))$$



$$\theta \rightarrow -\infty$$





# What is the value of $\theta$ ?

$$\arg \min_{\theta} -\frac{1}{n} \sum_{i=1}^n (y_i \phi(x_i)^T \theta + \log(\sigma(-\phi(x_i)^T \theta)))$$

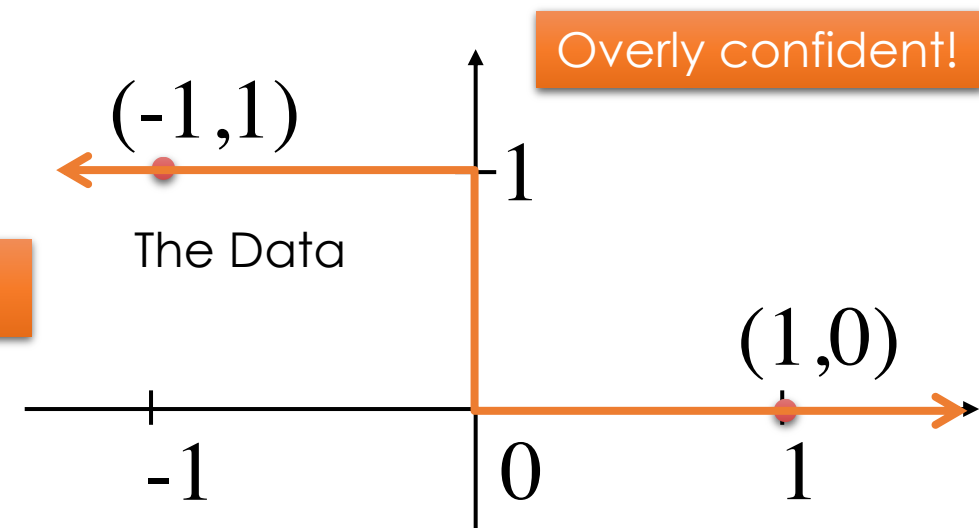
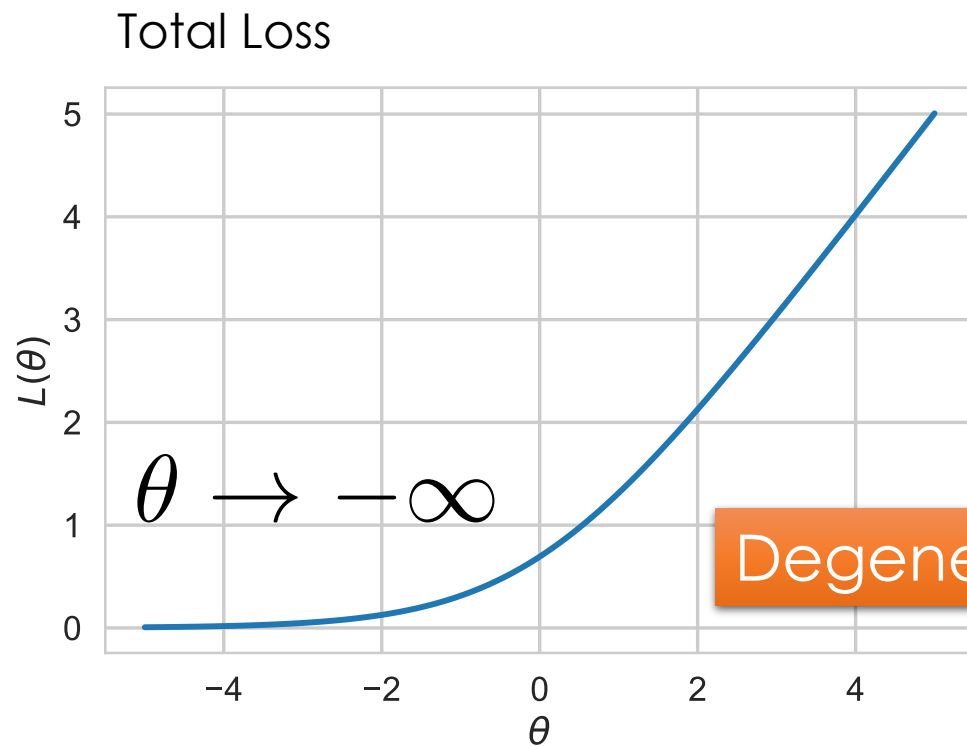
Assume:  $\phi(x) = x$

For the point  $(-1, 1)$ :  $\theta - \log(\sigma(\theta))$

$$\theta \rightarrow -\infty$$

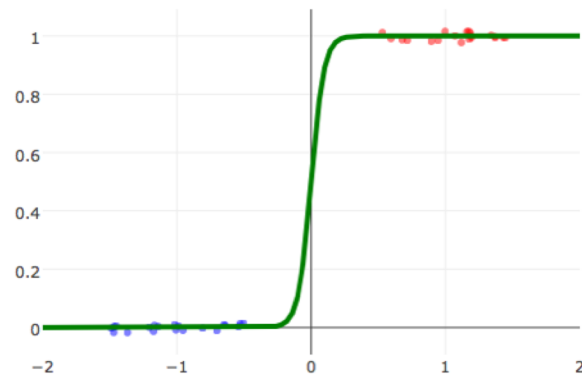
For the point  $(1, 0)$ :  $0 - \log(\sigma(-\theta))$

$$\theta \rightarrow -\infty$$



# Linearly Separable Data

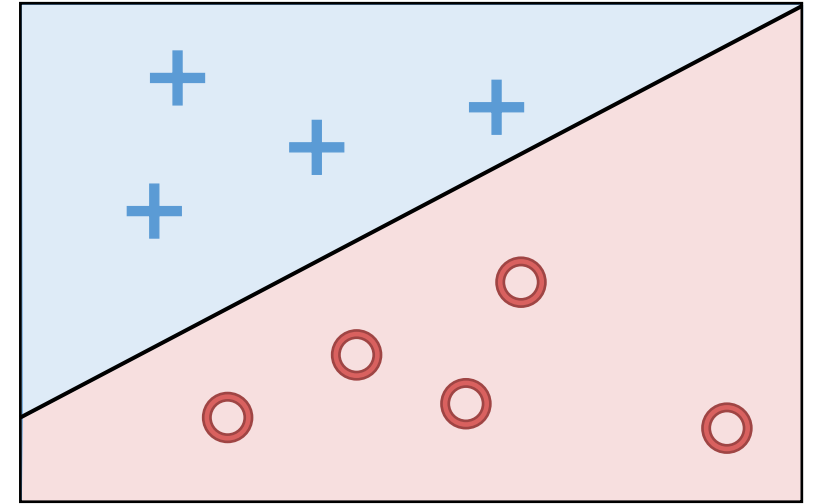
- A classification dataset is said to be linearly separable if there exists a hyperplane that separates the two classes.
- If data is linearly separable, logistic regression requires regularization




Weights go to infinity!

Solution?

Linearly Separable Data



**Not** Linearly Separable Data

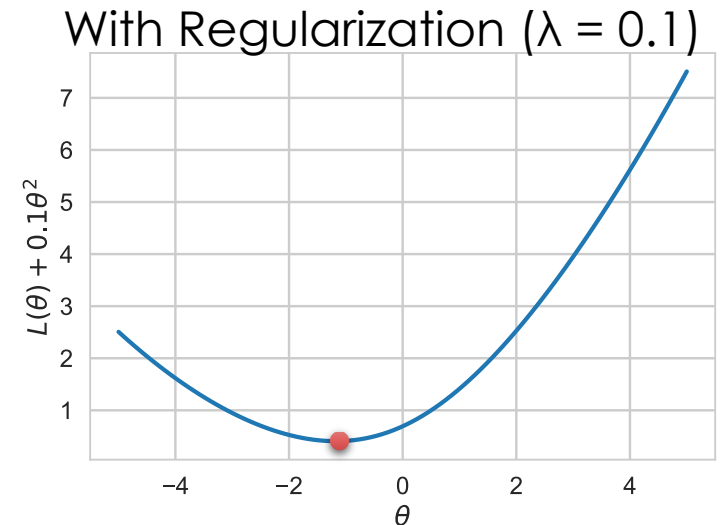
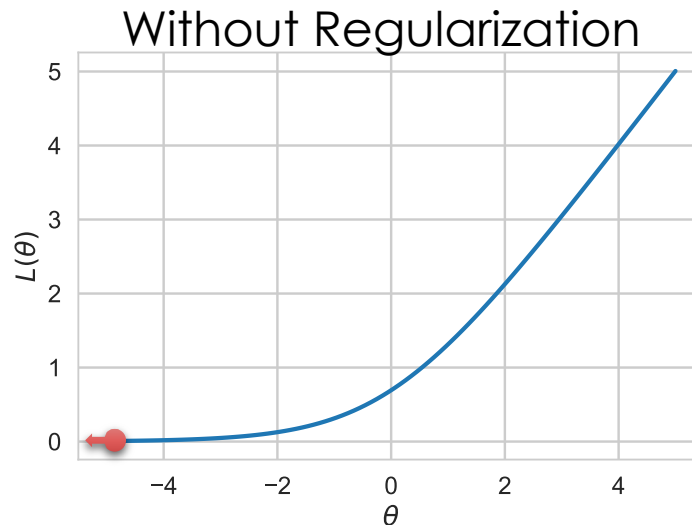


# Adding Regularization to Logistic Regression

$$\arg \min_{\theta} -\frac{1}{n} \sum_{i=1}^n (y_i \phi(x_i)^T \theta + \log (\sigma (-\phi(x_i)^T \theta))) + \lambda \sum_{j=1}^d \theta_j^2$$

- Prevents weights from diverging on linearly separable data

Earlier  
Example



Minimize the Loss

# Logistic Loss Function

- Average KL divergence (simplified)

$$\arg \min_{\theta} -\frac{1}{n} \sum_{i=1}^n (y_i \phi(x_i)^T \theta + \log (\sigma (-\phi(x_i)^T \theta)))$$

- Take Derivative:

$$\begin{aligned} \nabla_{\theta} \mathbf{L}(\theta) &= -\frac{1}{n} \sum_{i=1}^n \nabla_{\theta} y_i \phi(x_i)^T \theta + \nabla_{\theta} \log (\sigma (-\phi(x_i)^T \theta)) \\ &= -\frac{1}{n} \sum_{i=1}^n y_i \phi(x_i) + \nabla_{\theta} \log (\sigma (-\phi(x_i)^T \theta)) \end{aligned}$$

➤ Average KL divergence (simplified)

$$\arg \min_{\theta} -\frac{1}{n} \sum_{i=1}^n (y_i \phi(x_i)^T \theta + \log (\sigma (-\phi(x_i)^T \theta)))$$

➤ Take Derivative:

$$\begin{aligned} \nabla_{\theta} \mathbf{L}(\theta) &= -\frac{1}{n} \sum_{i=1}^n \nabla_{\theta} y_i \phi(x_i)^T \theta + \nabla_{\theta} \log (\sigma (-\phi(x_i)^T \theta)) \\ &= -\frac{1}{n} \sum_{i=1}^n y_i \phi(x_i) + \nabla_{\theta} \log (\sigma (-\phi(x_i)^T \theta)) \\ &= -\frac{1}{n} \sum_{i=1}^n y_i \phi(x_i) + \frac{1}{\sigma (-\phi(x_i)^T \theta)} \nabla_{\theta} \sigma (-\phi(x_i)^T \theta) \end{aligned}$$

➤ Take Derivative:

$$\nabla_{\theta} \mathbf{L}(\theta) = -\frac{1}{n} \sum_{i=1}^n y_i \phi(x_i) + \frac{1}{\sigma(-\phi(x_i)^T \theta)} \nabla_{\theta} \sigma(-\phi(x_i)^T \theta)$$

Useful Identity

$$\frac{\partial}{\partial t} \sigma(t) \stackrel{\text{Chain Rule}}{=} \frac{\partial}{\partial t} \frac{1}{1 + e^{-t}} = \frac{-1}{(1 + e^{-t})^2} \frac{\partial}{\partial t} (1 + e^{-t})$$

$$\stackrel{\text{Chain Rule}}{=} \frac{e^{-t}}{(1 + e^{-t})^2} \stackrel{\text{Alg.}}{=} \left( \frac{1}{1 + e^{-t}} \right) \left( \frac{e^{-t}}{1 + e^{-t}} \right)$$

$$\stackrel{\text{Alg.}}{=} \left( \frac{1}{1 + e^{-t}} \right) \left( \frac{1}{e^t + 1} \right) \stackrel{\text{Defn. of } \sigma}{=} \sigma(t) \sigma(-t)$$

➤ Take Derivative:

$$\nabla_{\theta} \mathbf{L}(\theta) = -\frac{1}{n} \sum_{i=1}^n y_i \phi(x_i) + \frac{1}{\sigma(-\phi(x_i)^T \theta)} \nabla_{\theta} \sigma(-\phi(x_i)^T \theta)$$

Useful Identity  $\frac{\partial}{\partial t} \sigma(t) = \sigma(t) \sigma(-t)$

$$= -\frac{1}{n} \sum_{i=1}^n y_i \phi(x_i) + \frac{\sigma(-\phi(x_i)^T \theta)}{\sigma(-\phi(x_i)^T \theta)} \sigma(\phi(x_i)^T \theta) \nabla_{\theta} (-\phi(x_i)^T \theta)$$

$$= -\frac{1}{n} \sum_{i=1}^n (y_i - \sigma(\phi(x_i)^T \theta)) \phi(x_i)$$



# Logistic Loss Function

- Average KL divergence (simplified)

$$\arg \min_{\theta} -\frac{1}{n} \sum_{i=1}^n (y_i \phi(x_i)^T \theta + \log (\sigma (-\phi(x_i)^T \theta)))$$

- Take Derivative:

$$\nabla_{\theta} \mathbf{L}(\theta) = -\frac{1}{n} \sum_{i=1}^n (y_i - \sigma (\phi(x_i)^T \theta)) \phi(x_i)$$

- Set derivative = 0 and solve for  $\theta$ 
  - No general analytic solution
  - Solved using numeric methods

# The Gradient Descent Algorithm

$\theta^{(0)} \leftarrow$  initial vector (random, zeros ...)

For  $\tau$  from 0 to convergence:

$$\theta^{(\tau+1)} \leftarrow \theta^{(\tau)} - \rho(\tau) \left( \nabla_{\theta} \mathbf{L}(\theta) \Big|_{\substack{\text{Evaluated} \\ \text{at} \\ \theta = \theta^{(\tau)}}} \right)$$

- $\rho(\tau)$  is the step size (learning rate)
  - typically  $1/\tau$
- Converges when gradient is  $\approx 0$  (or we run out of patience)

# Gradient Descent for Logistic Regression

Logistic Regression

$\theta^{(0)} \leftarrow$  initial vector (random, zeros ...)

For  $\tau$  from 0 to convergence:

$$\theta^{(\tau+1)} \leftarrow \theta^{(\tau)} - \rho(\tau) \left( \frac{1}{n} \sum_{i=1}^n \left( \sigma \left( \phi(x_i)^T \theta^{(\tau)} \right) - y_i \right) \phi(x_i) \right)$$

- $\rho(\tau)$  is the step size (learning rate)
  - typically  $1/\tau$
- Converges when gradient is  $\approx 0$  (or we run out of patience)

# Stochastic Gradient Descent

- For many learning problems the gradient is a sum:

$$\nabla_{\theta} \mathbf{L}(\theta) = \frac{1}{n} \sum_{i=1}^n (\sigma(\phi(x_i)^T \theta) - y_i) \phi(x_i)$$

- For large  $n$  this can be costly
- What if we approximated the gradient by looking at a few random points:

$$\nabla_{\theta} \mathbf{L}(\theta) \approx \frac{1}{|\mathcal{B}|} \sum_{i \in \mathcal{B}} (\sigma(\phi(x_i)^T \theta) - y_i) \phi(x_i)$$

- What if we approximated the gradient by looking at a few random points:

$$\nabla_{\theta} \mathbf{L}(\theta) \approx \frac{1}{|\mathcal{B}|} \sum_{i \in \mathcal{B}} (\sigma(\phi(x_i)^T \theta) - y_i) \phi(x_i)$$

Batch  
Size

Random sample  
of records

- This is a reasonable estimator for the gradient
  - Unbiased ...
- Often batch size is one! (why is this helpful)
  - Fast to compute!
- A key ingredient in the recent success of deep learning

# Stochastic Gradient Descent

$\theta^{(0)} \leftarrow$  initial vector (random, zeros ...)

For  $\tau$  from 0 to convergence:

$\mathcal{B} \sim$  Random subset of indices

$$\theta^{(\tau+1)} \leftarrow \theta^{(\tau)} - \rho(\tau) \left( \frac{1}{|\mathcal{B}|} \sum_{i \in \mathcal{B}} \nabla_{\theta} \mathbf{L}_i(\theta) \Big|_{\theta = \theta^{(\tau)}} \right)$$

Decomposable  
Loss

$$\mathbf{L}(\theta) = \sum_{i=1}^n \mathbf{L}_i(\theta) = \sum_{i=1}^n \mathbf{L}(\theta, x_i, y_i)$$

Loss can be written as a sum of the loss on each record.

$\theta^{(0)} \leftarrow$  initial vector (random, zeros ...)

For  $\tau$  from 0 to convergence:

$$\theta^{(\tau+1)} \leftarrow \theta^{(\tau)} - \rho(\tau) \left( \frac{1}{n} \sum_{i=1}^n \nabla_{\theta} \mathbf{L}_i(\theta) \Big|_{\theta=\theta^{(\tau)}} \right)$$

$\theta^{(0)} \leftarrow$  initial vector (random, zeros ...)

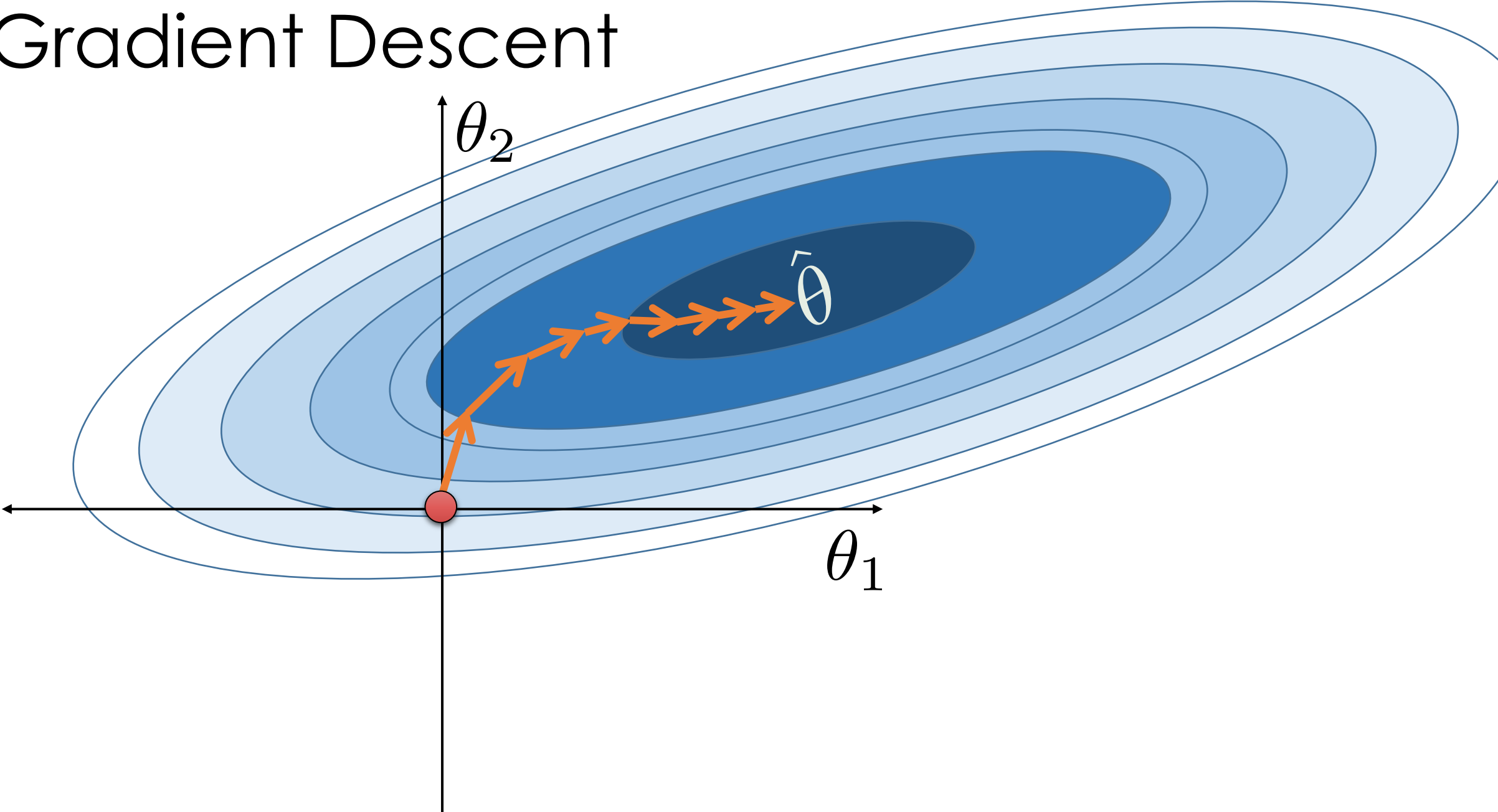
For  $\tau$  from 0 to convergence:

$\mathcal{B} \sim$  Random subset of indices

$$\theta^{(\tau+1)} \leftarrow \theta^{(\tau)} - \rho(\tau) \left( \frac{1}{|\mathcal{B}|} \sum_{i \in \mathcal{B}} \nabla_{\theta} \mathbf{L}_i(\theta) \Big|_{\theta=\theta^{(\tau)}} \right)$$

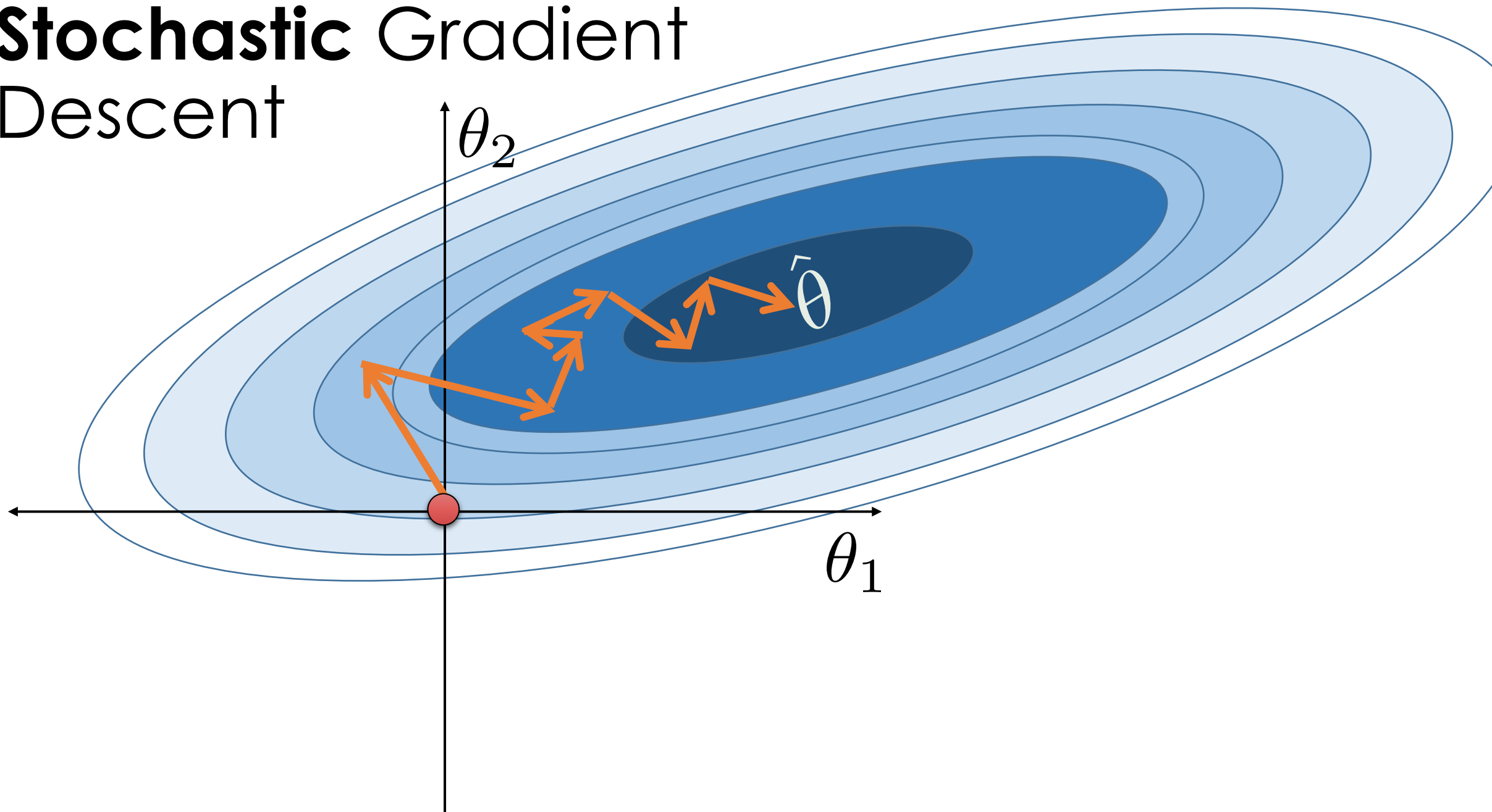
Very Similar Algorithms

# Gradient Descent





# Stochastic Gradient Descent



# Logistic Regression in Scikit Learn

```
from sklearn.linear_model import LogisticRegression

# By default SK learn adds regularization
# C = 1/lambda the inverse regularization parameter.

model = LogisticRegression(C=100.00)

# Train the model

model.fit(df[['feat1', 'feat2']], df['label'])

# Make Predictions

test_df['label'] = model.predict(test_df[['feat1', 'feat2']])
test_df['P(Y|X)'] = model.predict_proba(test_df[['feat1', 'feat2']])
```

Python Demo!

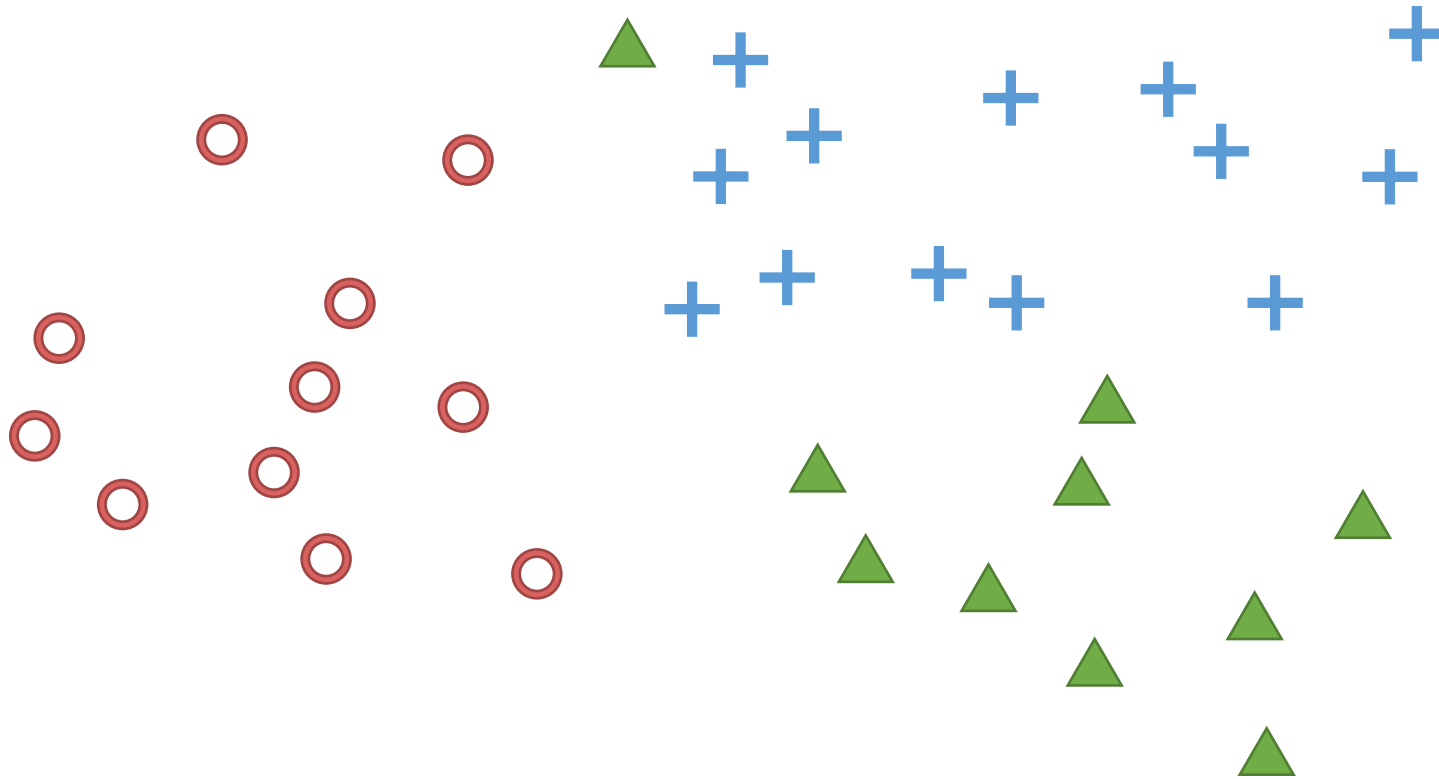
# Attendance Quiz

<http://bit.ly/ds100-sp18-sgd>

1. Is the gradient of a **simple random sample** of the data an **unbiased estimate** of the gradient of the entire dataset? (T/F)
2. By decreasing the batch size we:
  1. **Increase** the **variance** (T/F)
  2. **Decrease** the **bias** (T/F)
  3. **Reduce** the **computational cost** of each iteration (T/F)

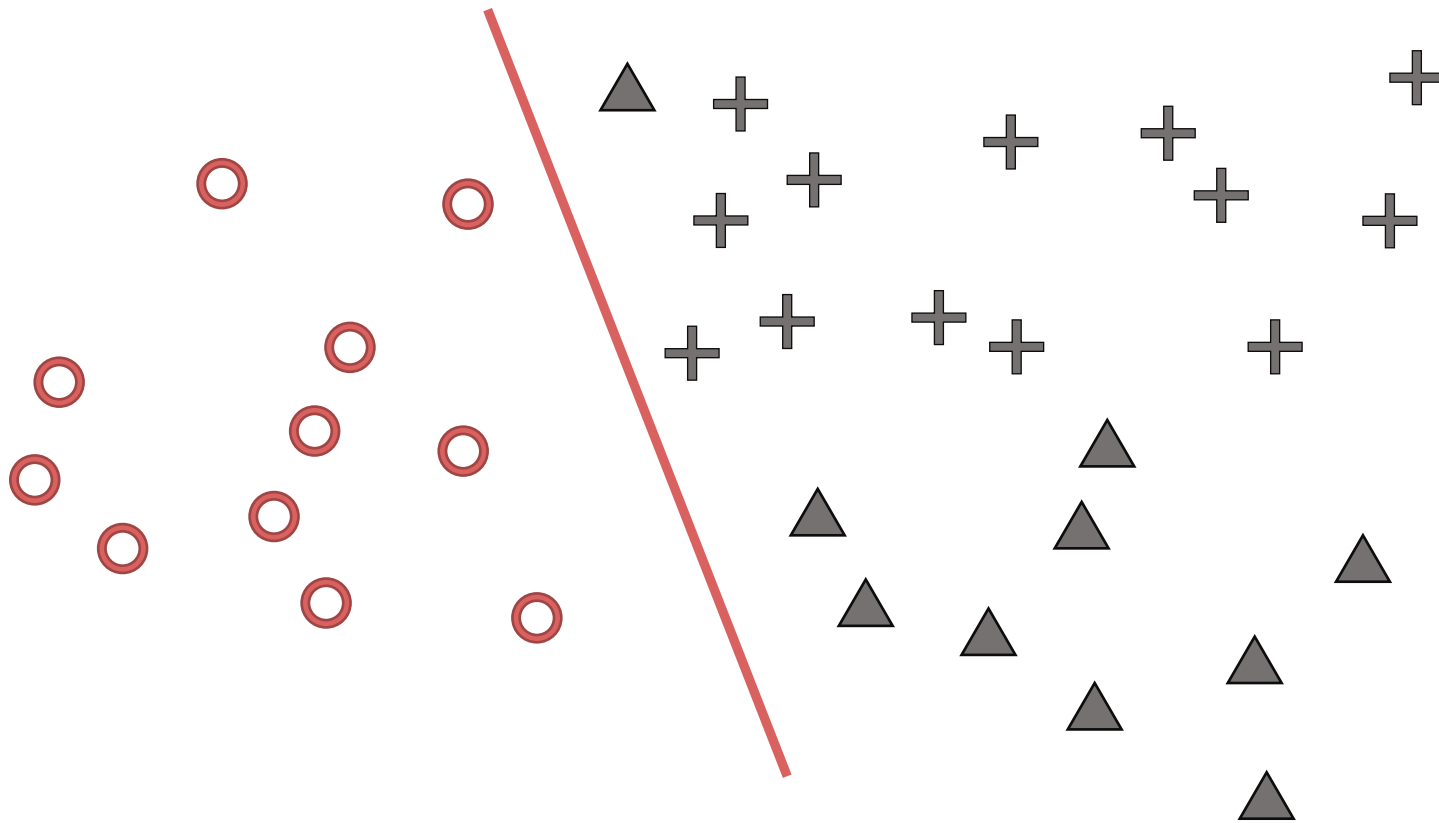
# Multiclass (more than 2) Classification

- **One-vs-rest** train separate binary classifiers for each class



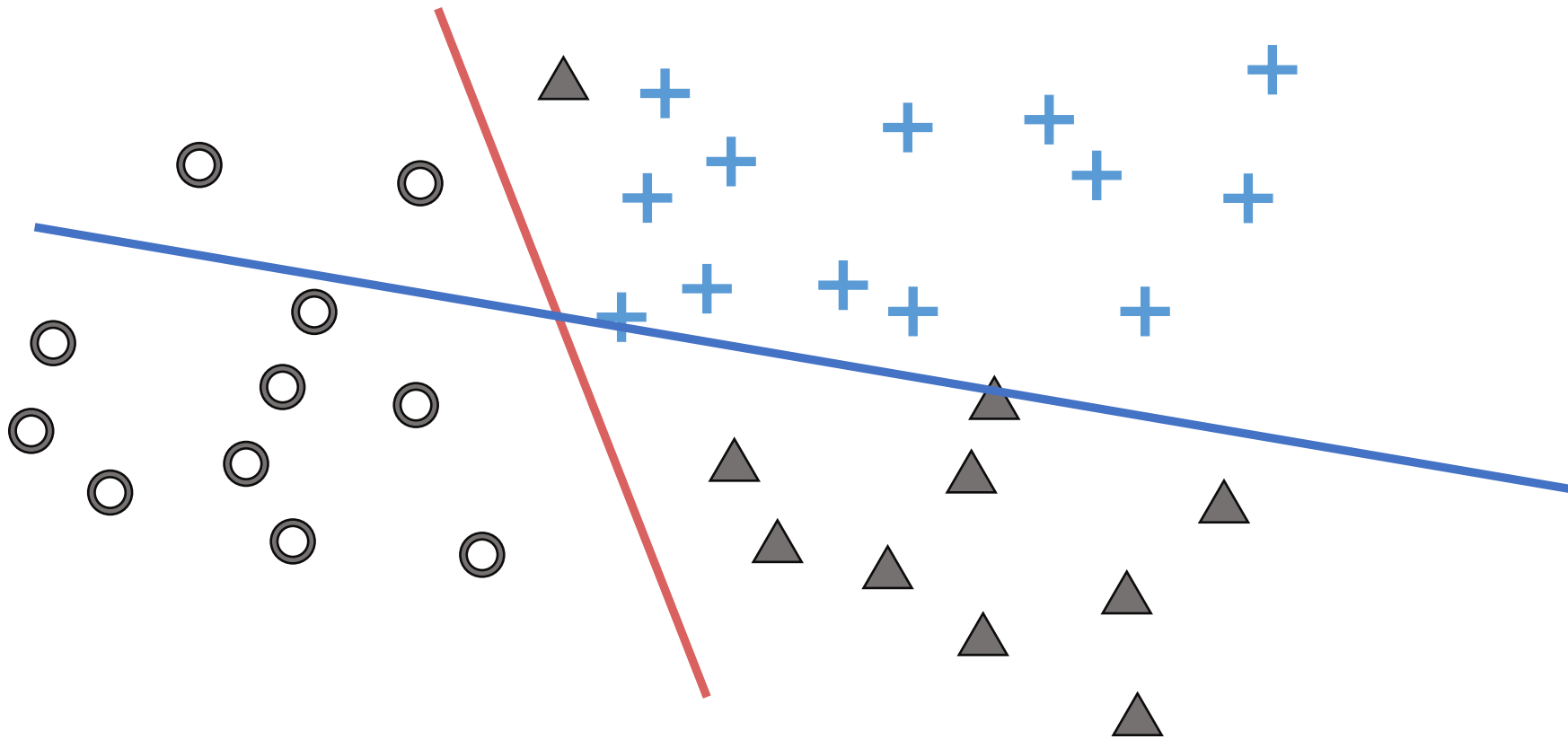
# Multiclass (more than 2) Classification

- **One-vs-rest** train separate binary classifiers for each class



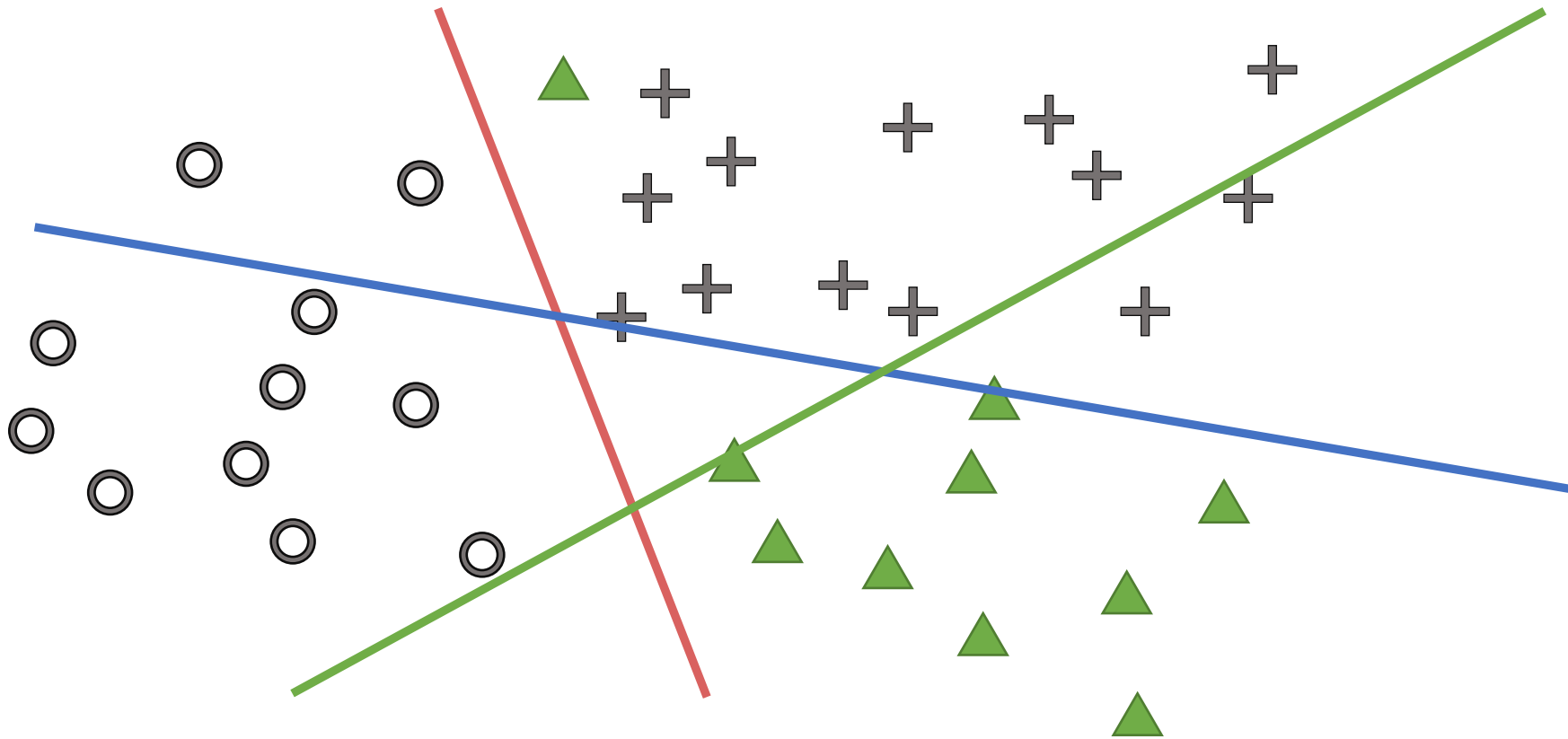
# Multiclass (more than 2) Classification

- **One-vs-rest** train separate binary classifiers for each class



# Multiclass (more than 2) Classification

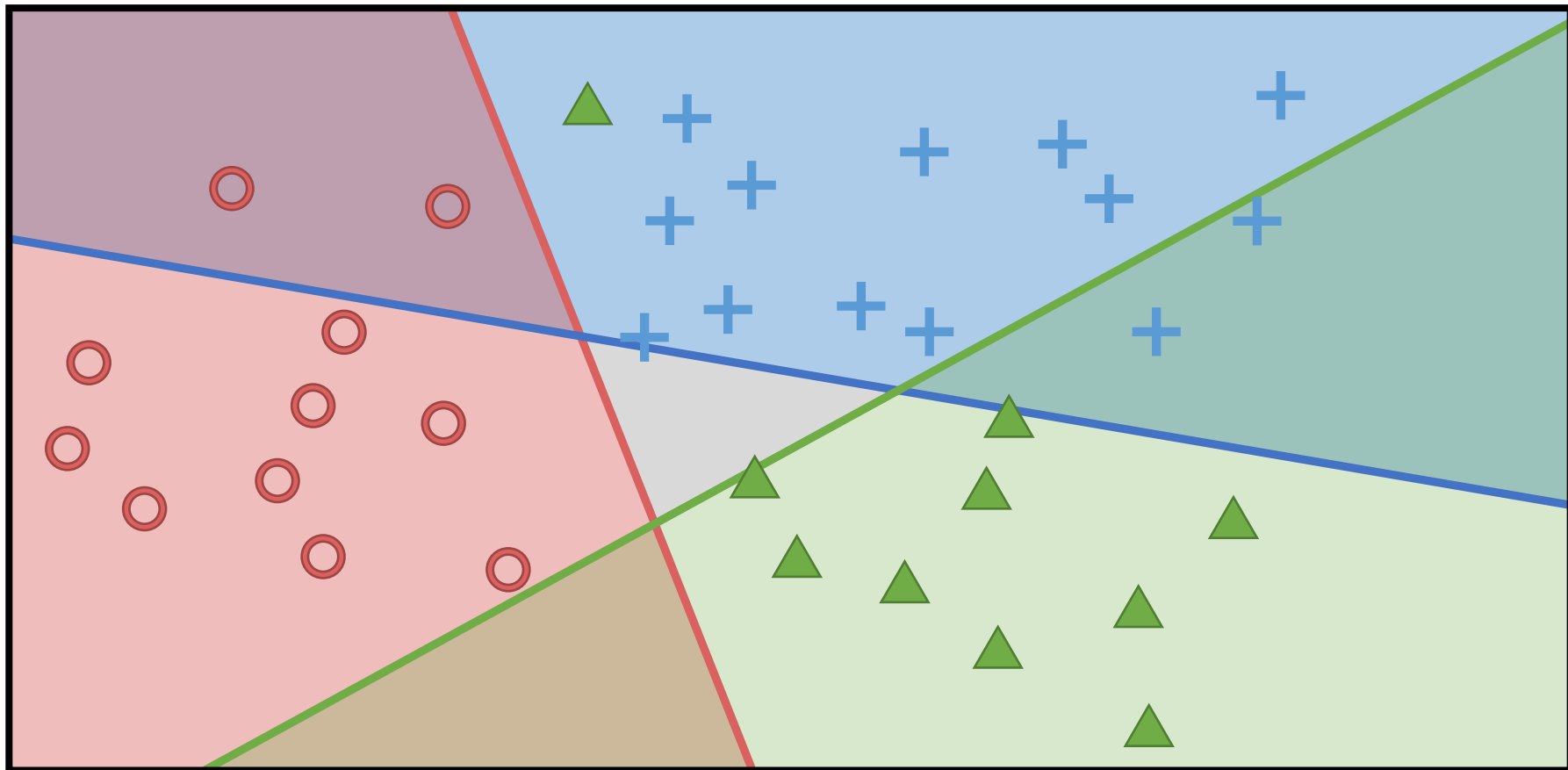
- **One-vs-rest** train separate binary classifiers for each class





# Multiclass (more than 2) Classification

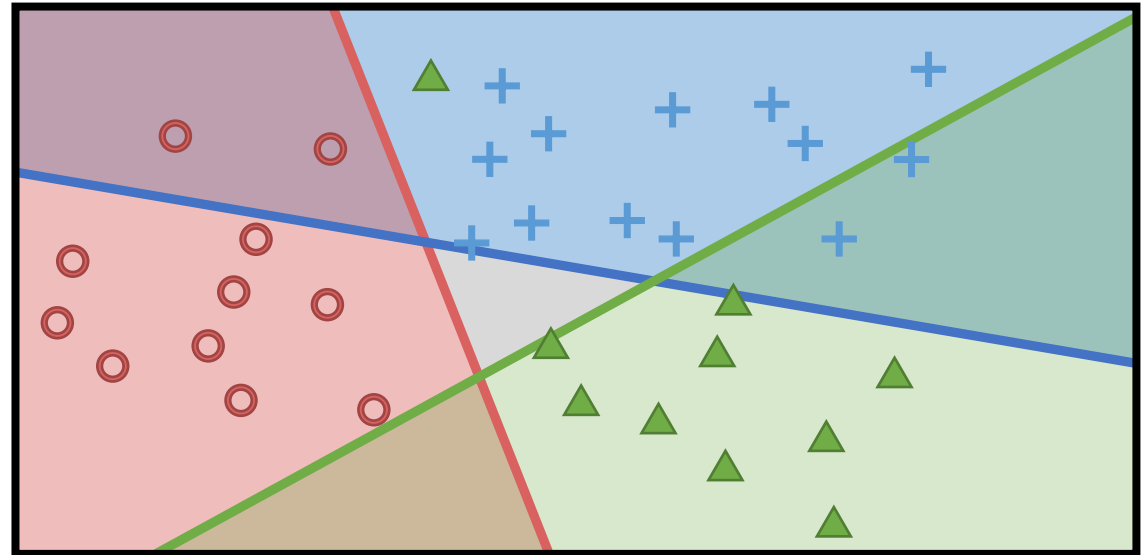
- **One-vs-rest** train separate binary classifiers for each class



# Multiclass (more than 2) Classification

- **One-vs-rest** train separate binary classifiers for each class

- Class with highest confidence wins
- Need to address class imbalance issue



- **Soft-Max** multiclass classification

➤ **Soft-Max** multiclass classification

$$\mathbf{P} (Y = j | x) = \frac{\exp (x^T \theta^{(j)})}{\sum_{m=1}^k \exp (x^T \theta^{(m)})}$$

- Separate  $\theta^{(j)} \in \mathbb{R}^p$  for each class
- Trained using gradient descent methods
- Over parameterized. Why?
  - k sets of parameters one for each class
  - Only need K-1 parameters

$$\mathbf{P} (y = k | x) = 1 - \sum_{j=1}^K \mathbf{P} (y = j | x)$$

- Often use k parameters + regularization to address “redundancy”.

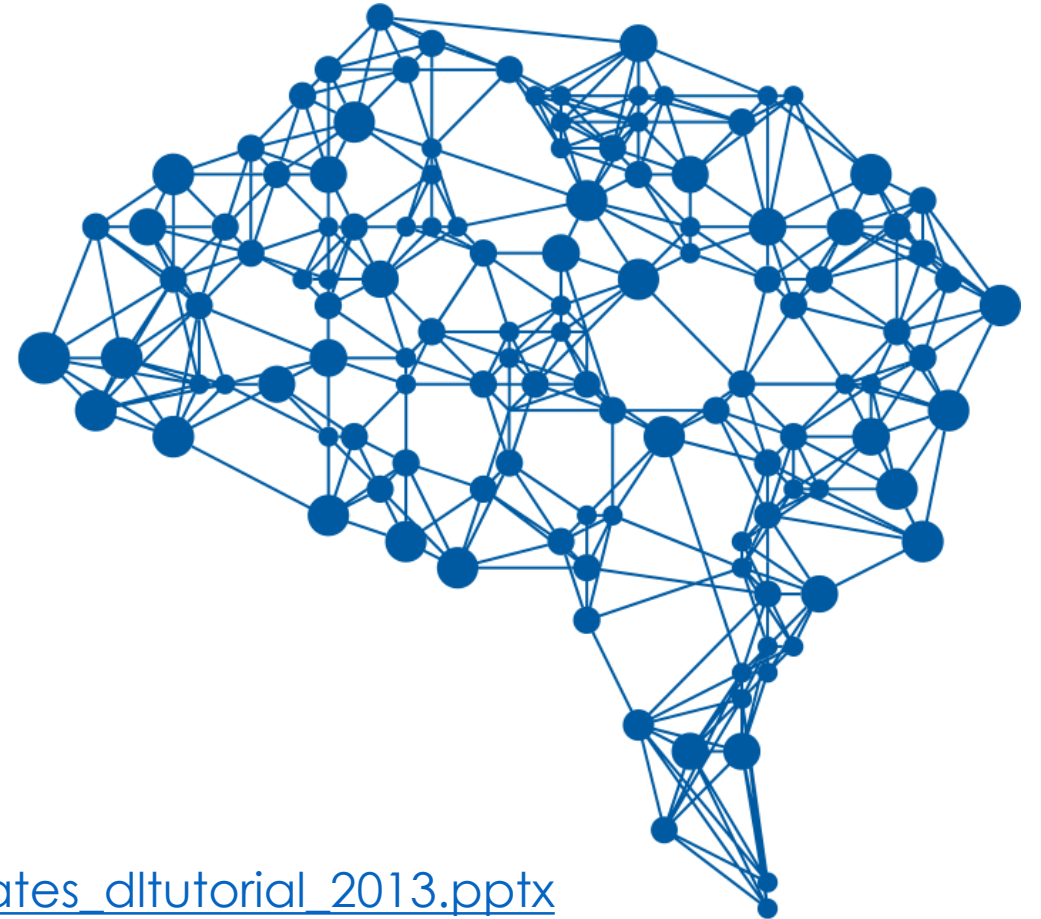
Python Demo!

# Deep Learning Overview

## Bonus Material

Borrowed from excellent talks by:

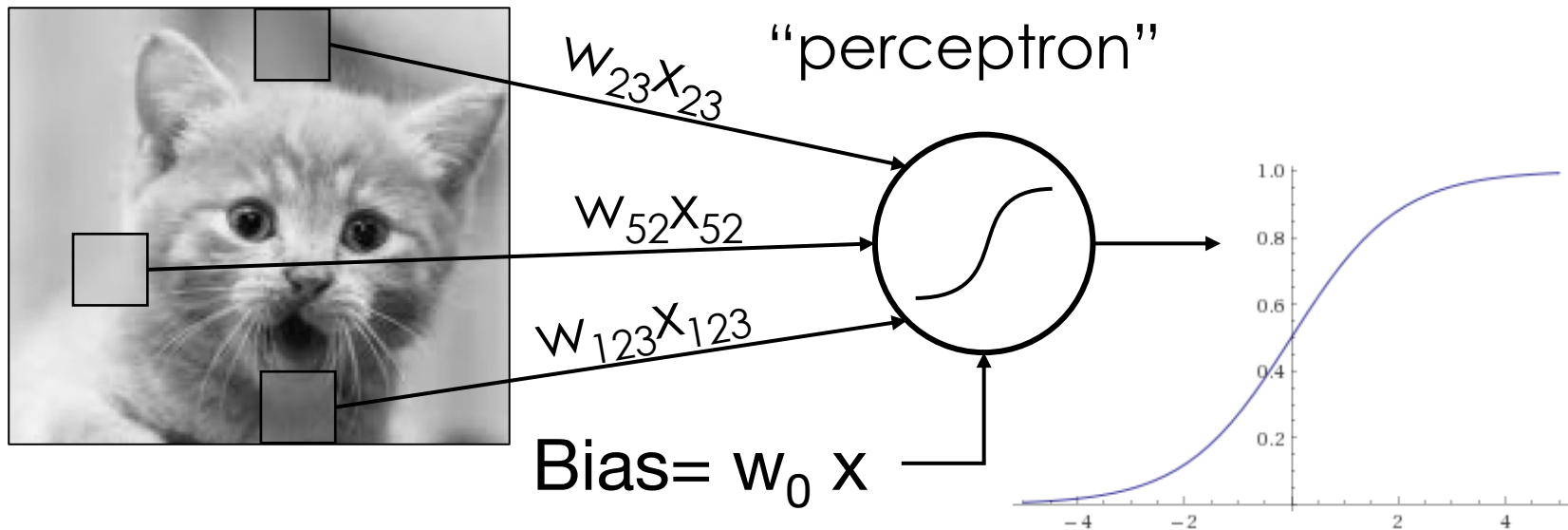
- **Adam Coates:** [http://ai.stanford.edu/~acoates/coates\\_dltutorial\\_2013.pptx](http://ai.stanford.edu/~acoates/coates_dltutorial_2013.pptx)
- **Fei-Fei Li and Andrej Karpathy:** <http://cs231n.stanford.edu/syllabus.html>



# Logistic Regression as a “Neuron”

➤ Consider the simple function family:  $\sigma(u) = \frac{1}{1 + \exp(-u)}$


$$f_w(x) = \sigma(w^T x) = \sigma\left(\sum_{j=1}^d w_j x_j\right) = P(y = 1 | x)$$



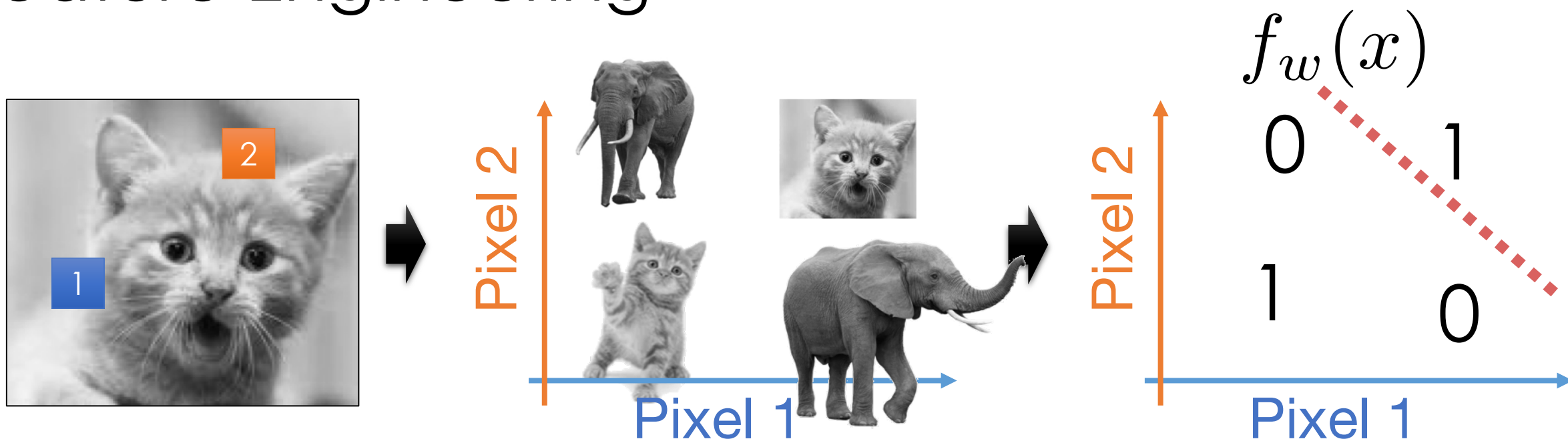
*Neuron “fires” if weighted sum of input is greater than zero.*

# Logistic Regression: Strengths and Limitations


- Widely used machine learning technique
  - convex  $\rightarrow$  efficient to learn
  - easy to interpret model weights
  - works well given good features
- Limitations:
  - Restricted to linear relationships  $\rightarrow$  sensitive to choice of features



# Feature Engineering

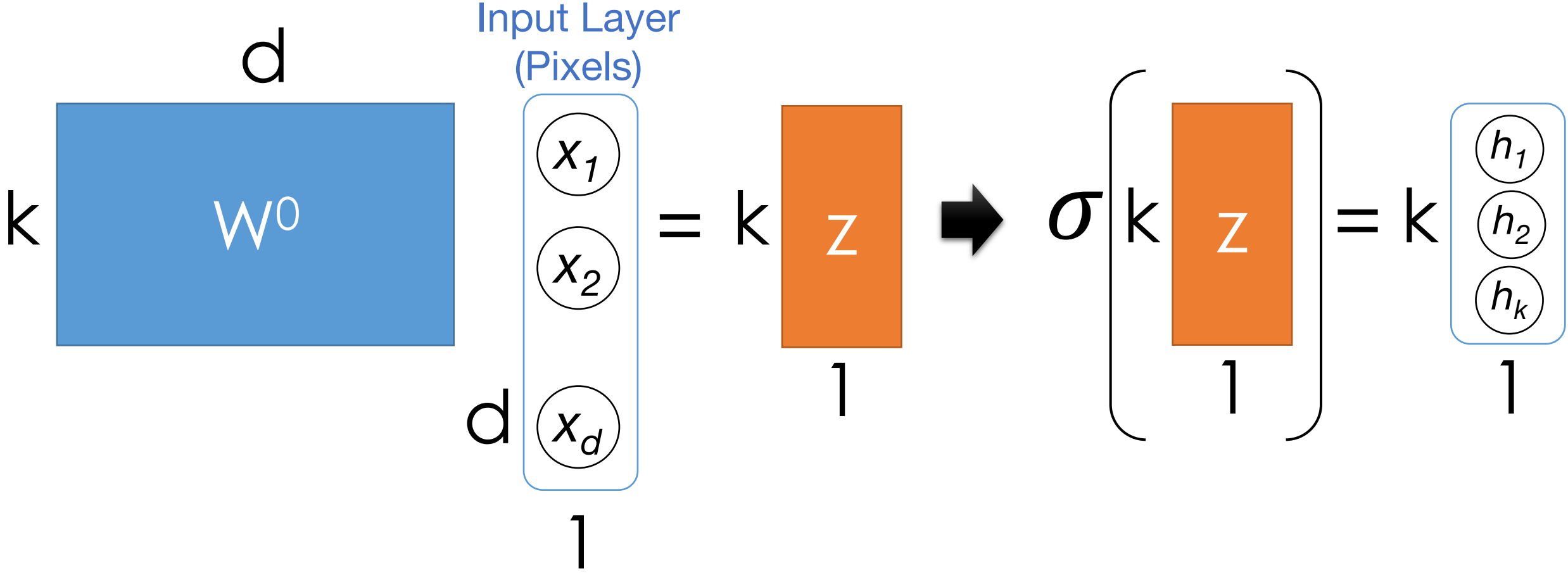


➤ Rather than use raw **pixels build/train feature functions:**

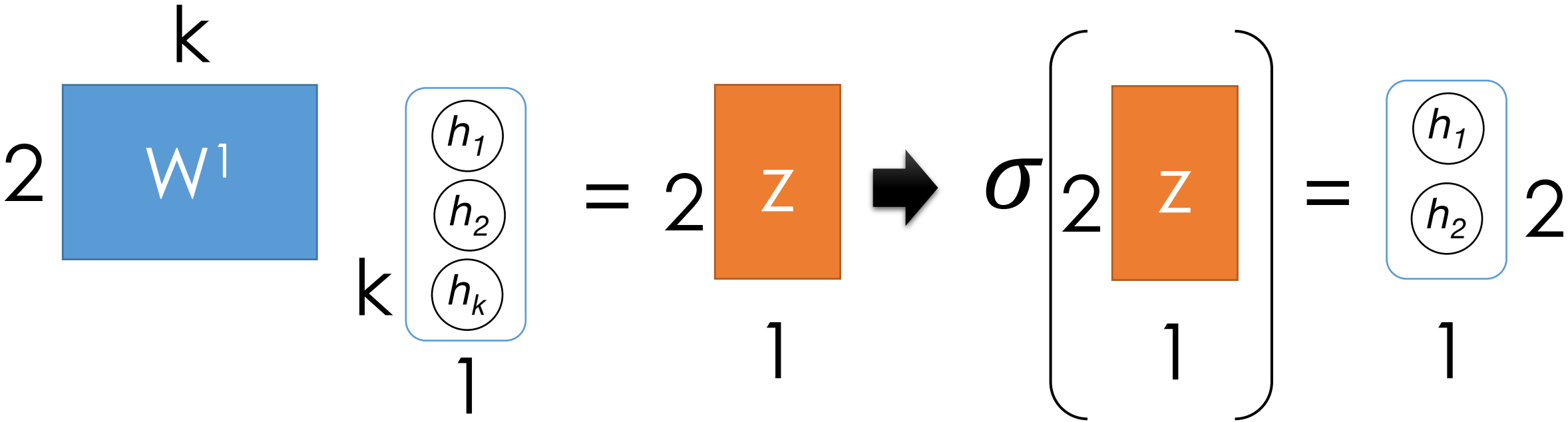




# Composition Linear Models and Nonlinearities



# Composition Linear Models and Nonlinearities

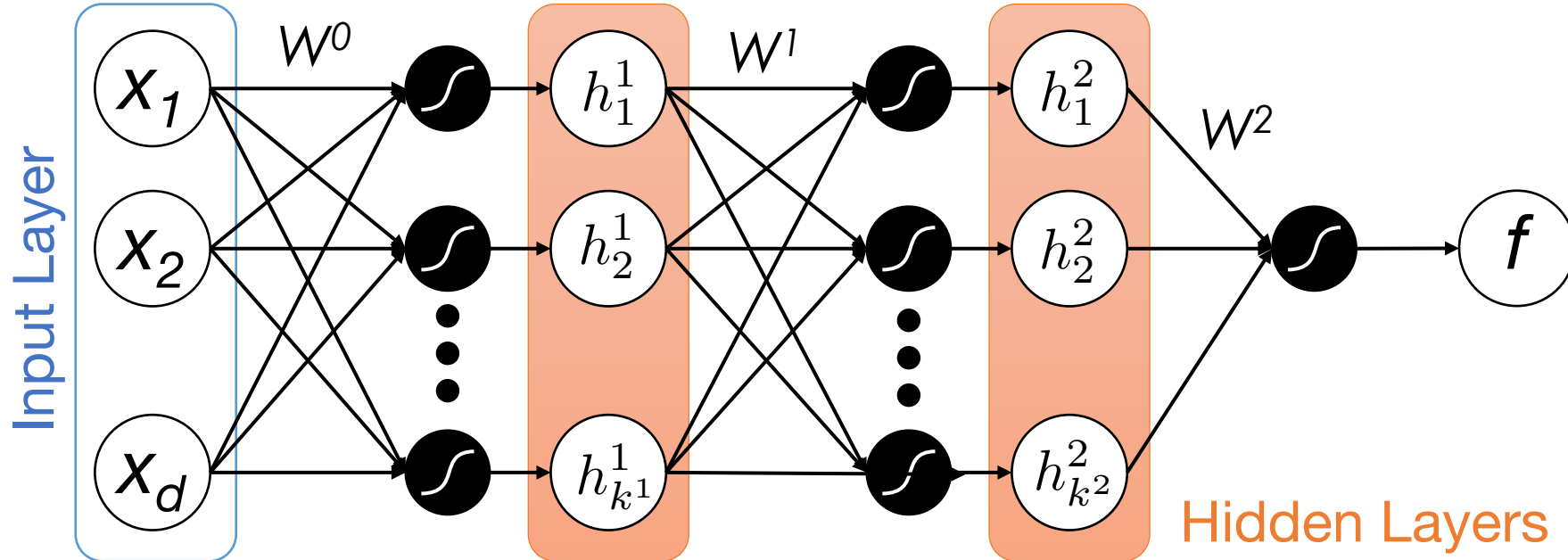


# Neural Networks

- Composing “perceptrons”

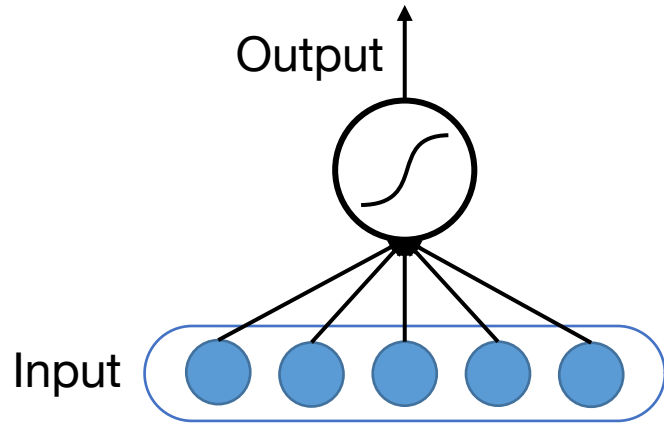
$$x \rightarrow \sigma(W^0 x) \rightarrow h^1 \rightarrow \sigma(W^1 h^1) \rightarrow h^2 \rightarrow \sigma(W^2 h^2) \rightarrow f$$

$$y = f_{W^0, W^1, W^2}(x) = \sigma(W^2 \sigma(W^1 \sigma(W^0 x)))$$

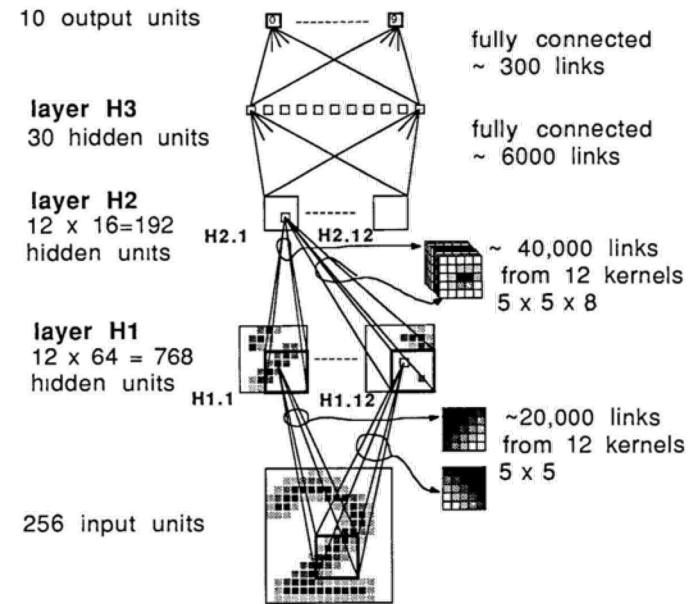
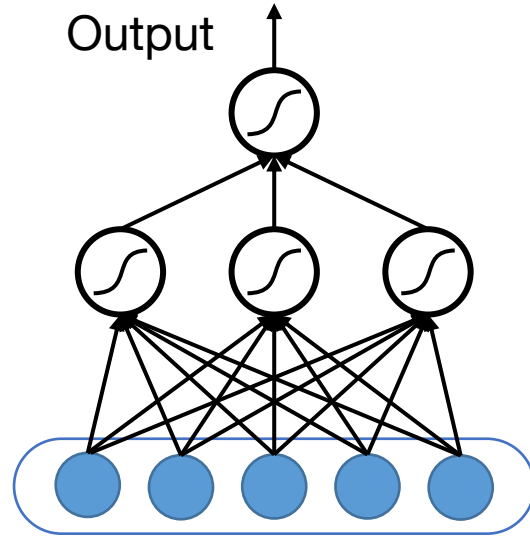


# Deep Learning → Many hidden layers

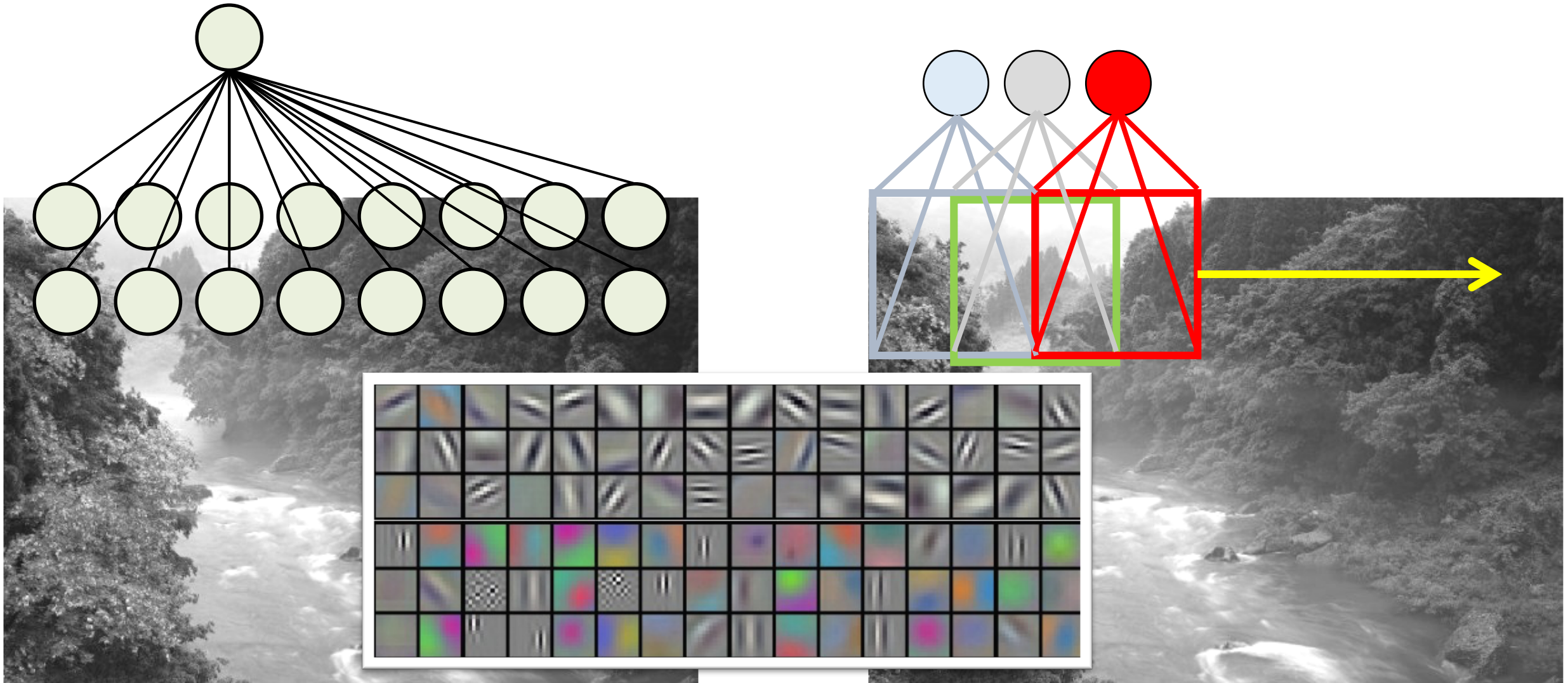
...



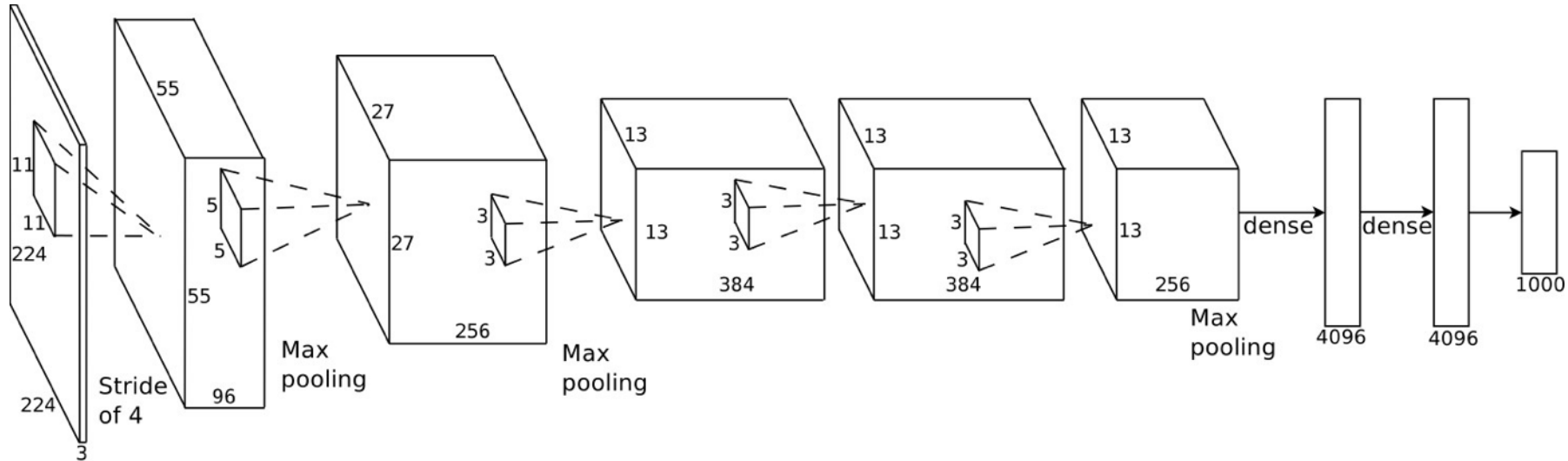
Logistic Regression



# Convolutional Neural Networks: Exploiting Spatial Sparsity



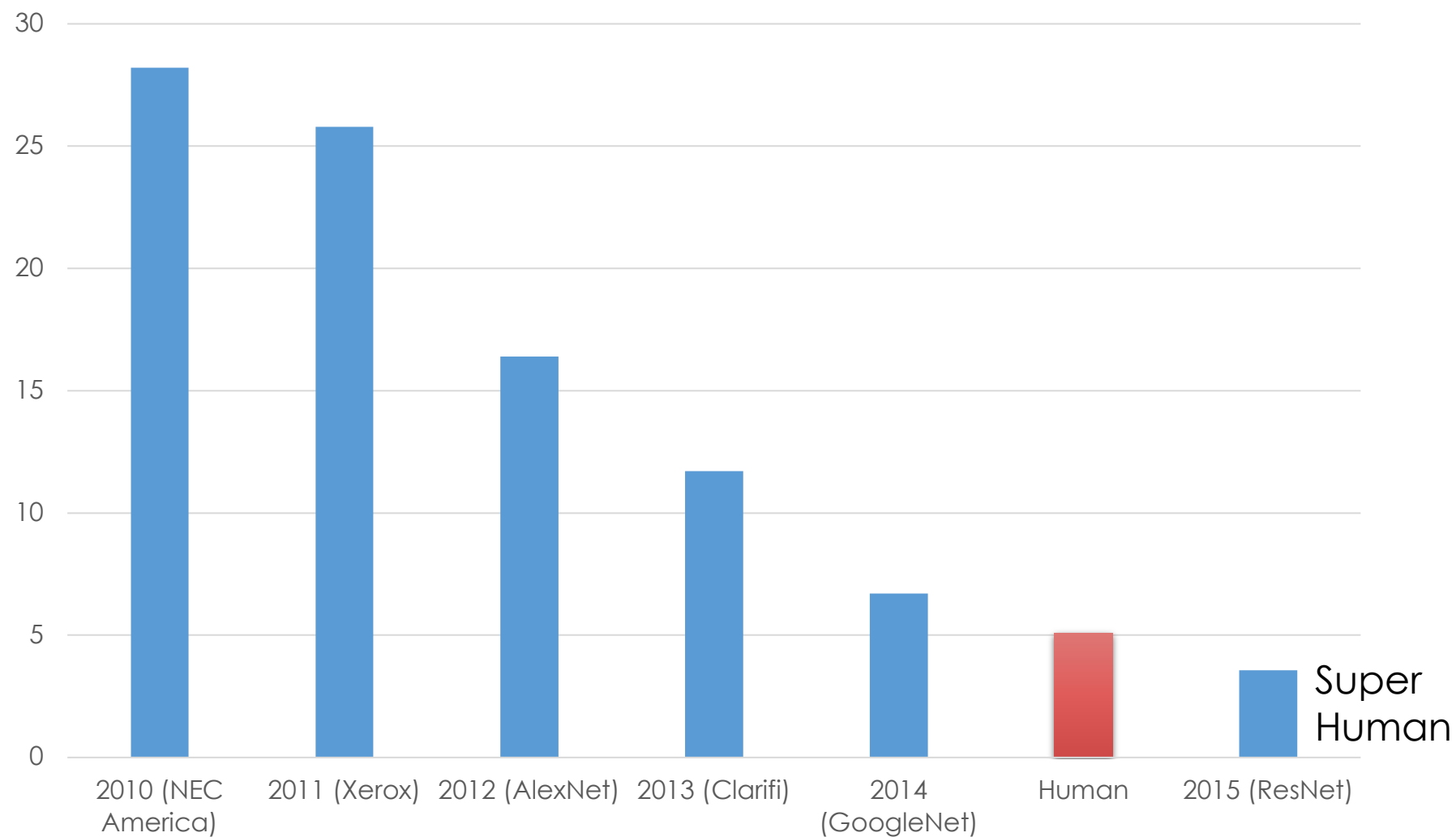
# Example: AlexNet (Krizhevsky et al., NIPS 2012)



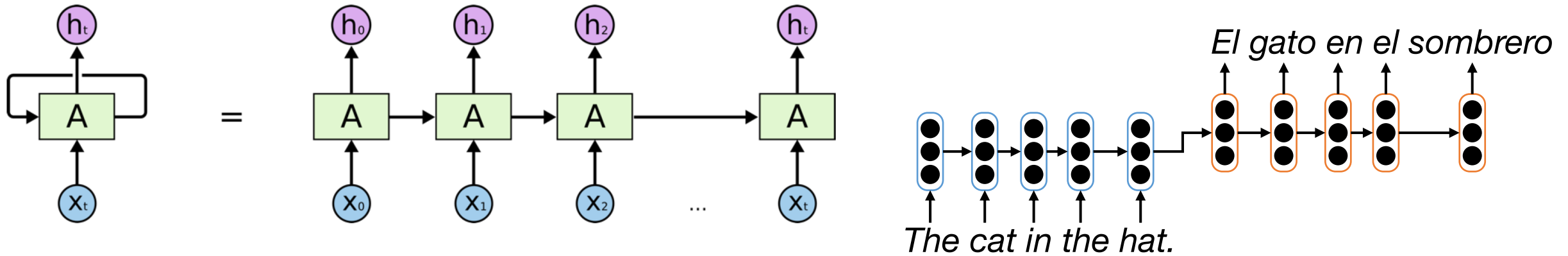
- Introduced in 2012, significantly outperformed state-of-the-art (top 5 error of 16% compared to runner-up with 26% error)

# Improvement on ImageNet Benchmark

Top 5 Error



# Recurrent Neural Networks: Modeling Sequence Structure



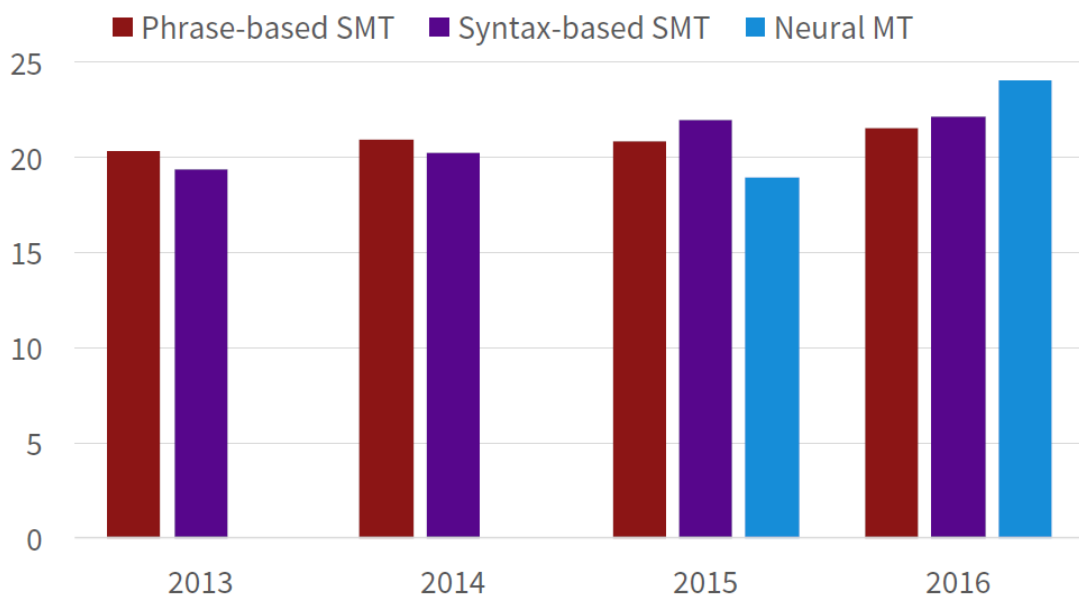
- input + previous output  $\rightarrow$  new output
- State of the art in modeling sequential data
  - speech recognition and machine translation



# Improvements in Machine Translation & Automatic Speech Recognition

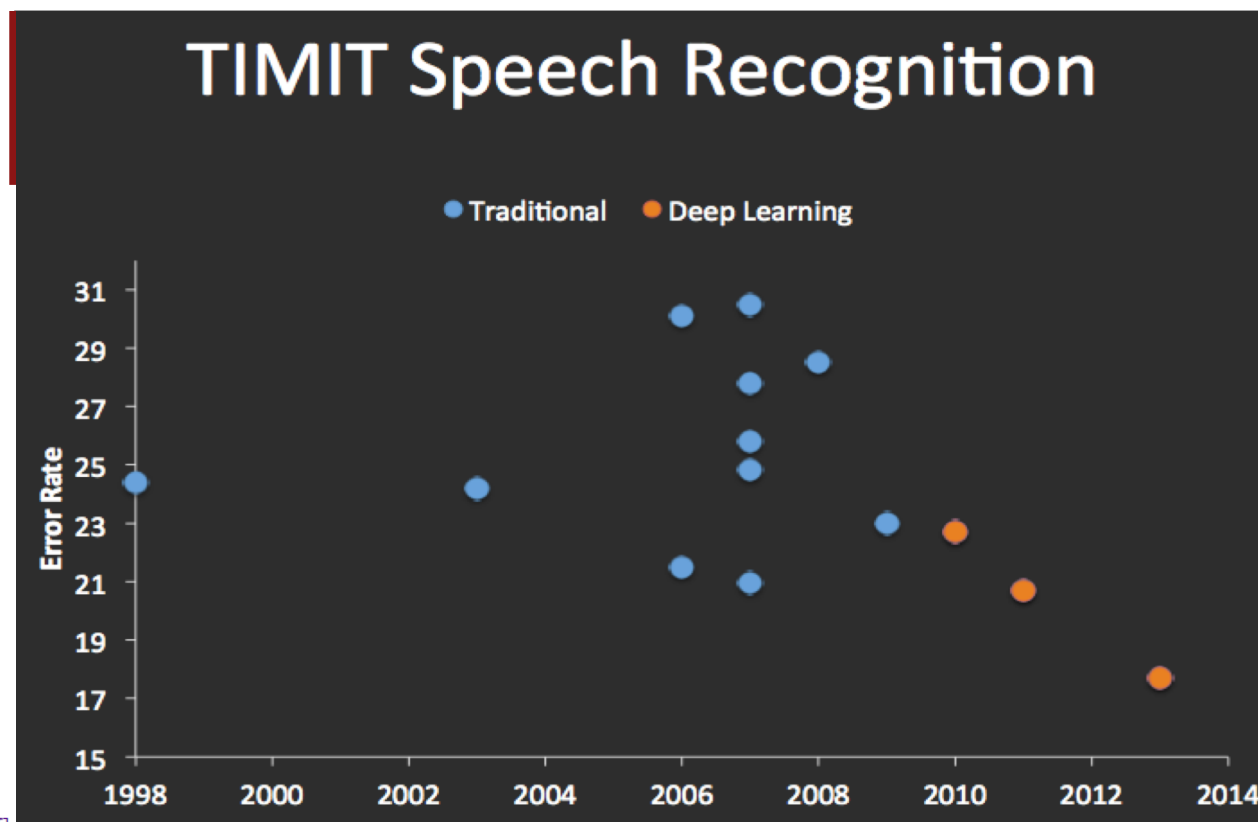
## Progress in Machine Translation

[Edinburgh En-De WMT newstest2013 Cased BLEU; NMT 2015 from U. Montréal]



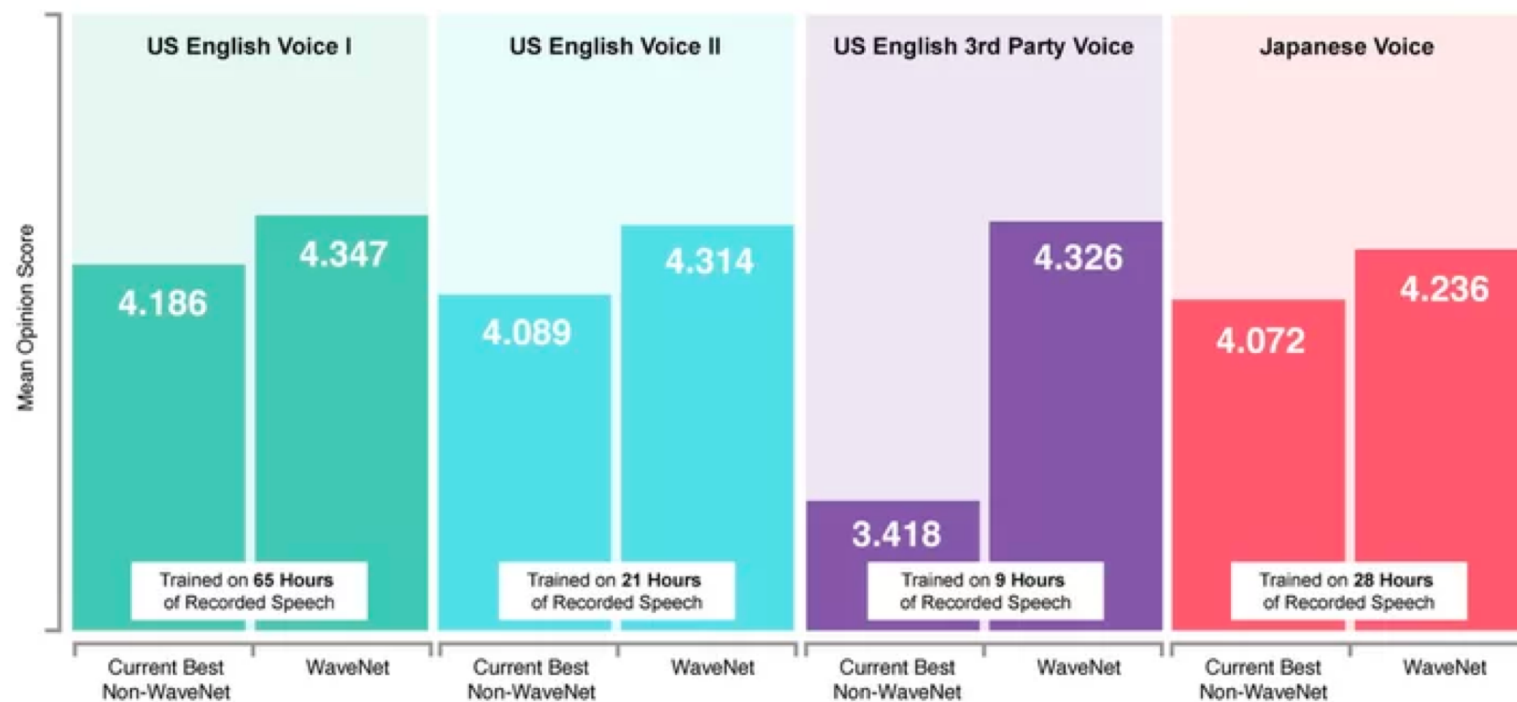
From [Sennrich 2016, [http://www.meta-net.eu/events/meta-forum-2016/slides/09\\_sennrich.pdf](http://www.meta-net.eu/events/meta-forum-2016/slides/09_sennrich.pdf)]

## TIMIT Speech Recognition



# State of the art in Text to Speech (TTS)

Mean Opinion Scores



# Interested in Deep Learning?

- RISE Lab Deep Learning Overview:
  - [https://ucbrise.github.io/cs294-rise-fa16/deep\\_learning.html](https://ucbrise.github.io/cs294-rise-fa16/deep_learning.html)
- [TensorFlow Python Tutorial](#)
- Stanford CS231 Labs
  - <http://cs231n.github.io/linear-classify/>
  - <http://cs231n.github.io/optimization-1/>
  - <http://cs231n.github.io/optimization-2/>

