

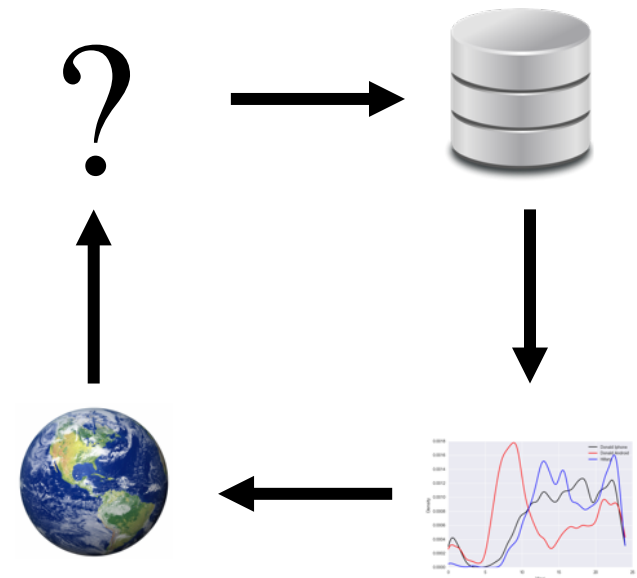
Data 100

Principles & Techniques of Data Science

Slides by:

Joseph E. Gonzalez

jegonzal@cs.berkeley.edu



Questions for Today

- *Why* am I excited about Data Science?
- **What** is Data Science?
- **Who** are we?
- **What** does it mean to be a data scientist today?
- **Break**
- **What** will I learn and **how**?
- **Demo (who are you?)!**

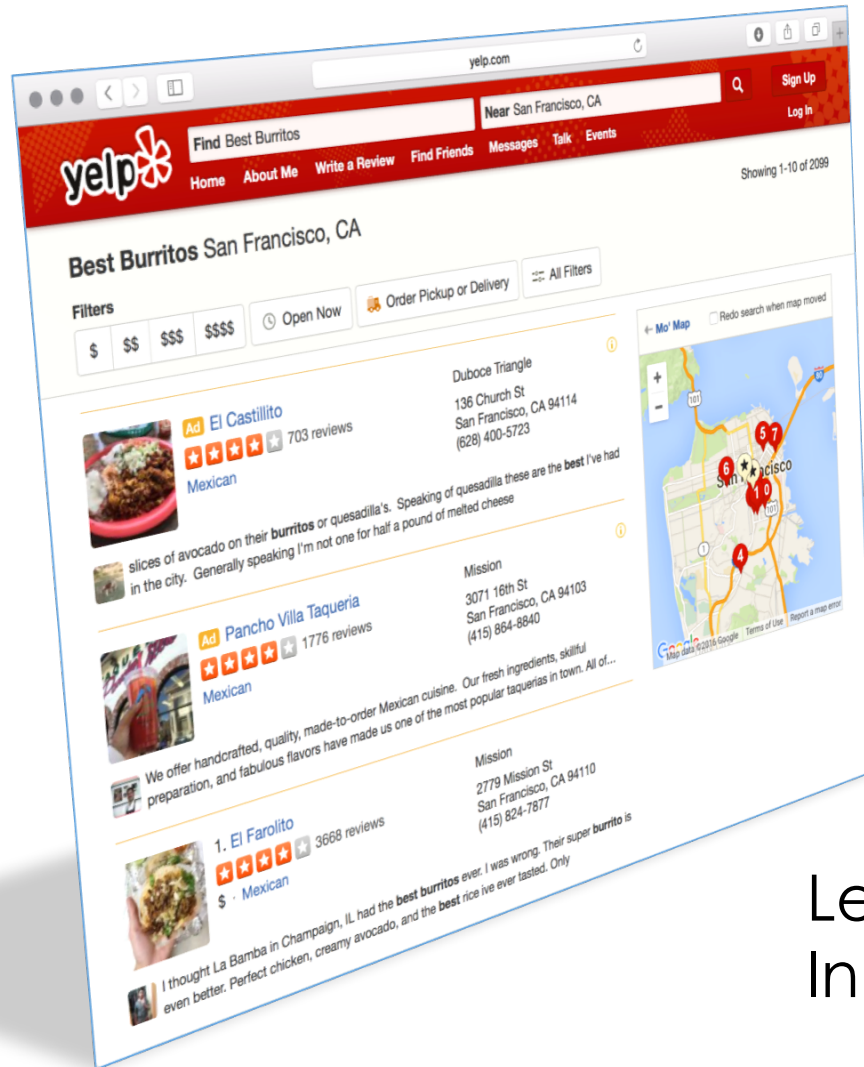
Slides from lecture available online at <http://ds100.org/sp18>

Why am I excited about Data Science?



Data is Changing
the World

Where should I eat?



Where can I get
the best burrito in SF?

Each ratings star added on a Yelp restaurant review translated to anywhere from a 5 percent to 9 percent effect on revenues.

-- Harvard Business School

Learn about eating the dangers of eating
In SF in 2nd homework ...

<http://hbswk.hbs.edu/item/the-yelp-factor-are-consumer-reviews-good-for-business>

Data can help address climate change ...

By tracking **sales data** on energy efficient appliances, data for climate action is helping **guide urban campaigns** to educate the general public and measure changes in purchasing behavior.




DATA FOR
CLIMATE
ACTION

<http://www.dataforclimateaction.org>


Data Science is
transforming
Science

Jim Gray


*Turing Award Winning
Computer Scientist
& Cal Alum.*



Introduced the idea of the **Fourth Paradigm** of Science




Experimental




Theoretical



Simulation




Data
Intensive



Jim Gray

Astronomy in the 4th Paradigm




Sloan Digital
Sky Survey (SDSS)

+




Database
Systems



Sky
Server

Technology Trends

- 2020s ● ?
- 2010s ● Data Industry
 - Collect and sell information
- 2000s ● Internet Industry
 - Online retailers and services
- 1990s ● Software Industry
 - Sold computer software
- 1980s ● Hardware Industry
 - Sold computers



Real concern?

FROM SLATE, NEW AMERICA, AND ASU

Killer Robots? Lost Jobs?

The threats that artificial intelligence researchers actually worry about.



⚡₁₄ On the Threat of Artificial Intelligence

Stephen Hawking

There are more immediate concerns.

Dylan Hadfield-Menell Anca Dragan Pieter Abbeel Stuart Russell
Department of Computer Science
University of California at Berkeley
Berkeley, CA 94709

{dhm, anca, pabbeel, russell}@cs.berkeley.edu

Abstract

It is clear that one of the primary tools we can use to mitigate the potential risk from a misbehaving AI system is the ability to turn the system off. As the capabilities of AI systems improve, it is important to ensure that such systems do not adopt subgoals that prevent a human from switching them off. This is a challenge because many formulations of rational agents create strong incentives for self-preservation. This is not caused by a built-in instinct, but because a rational agent will maximize expected utility and cannot achieve whatever objective it has been given if it is dead. Our goal is to study the incentives an agent has to allow itself to be switched off. We analyze a simple game between a human H and a robot R, where H can press R's off switch but R can disable the off switch. A traditional agent takes its reward function for granted: we show that such agents have an incentive to disable the off switch, except in the special case where H is perfectly rational. Our key insight is that for R to want to preserve its off switch, it needs to be uncertain

home › tech US politics world opinion sports soccer arts lifestyle fas ≡ all

Artificial intelligence (AI)

The rise of robots: forget evil AI – the real risk is far more insidious

It's far more likely that robots would inadvertently harm or frustrate humans while carrying out our orders than they would rise up against us



CONTRIBUTOR

NEWS

he

Stuart Russell
professor at
nia, Berkeley
ficial
Approach'.
cs professor
stitute of
the author of

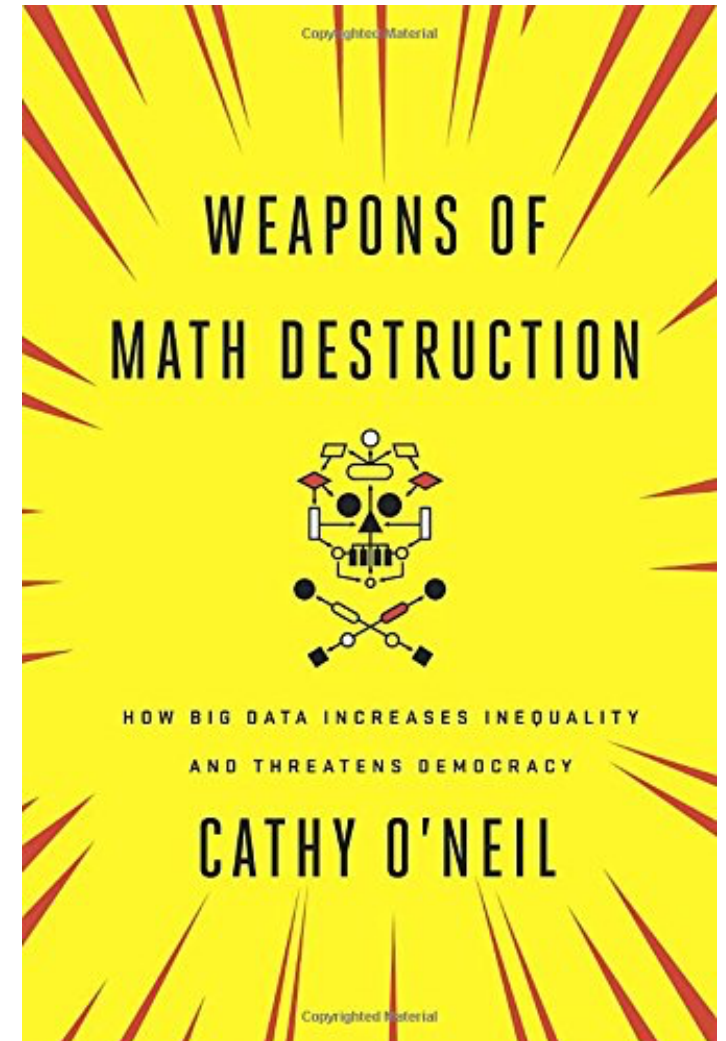
INTELLIGENCE
THE END
HUMAN ERA

FINAL
NATION

BARRAT

The Darker Side of Data Science

- Obscuring complex decisions
 - Mortgage backed securities → market crash
 - Teaching scores & job advancement
- Reinforcing historical trends and biases
 - Hiring based on previous hiring data
 - Recidivism and racially biased sentencing
 - Social media, news, and politics
- We will touch on the ethics of data science throughout the class



But ... I am **optimistic**

- Knowledge is empowering
- Data science offers **immense potential** to address challenging problems facing society
- The future is in **your hands** and I believe

You will use your knowledge for good.

... I am thrilled to teach Data 100!

What is Data Science?

The recurring question across industry and academia.

My Definition for Data Science

The application of **data centric, computational,**
and **inferential thinking** to

*understand
the world*

Science

&

*solve
problems*

Engineering

➤ *Data science is fundamentally interdisciplinary*

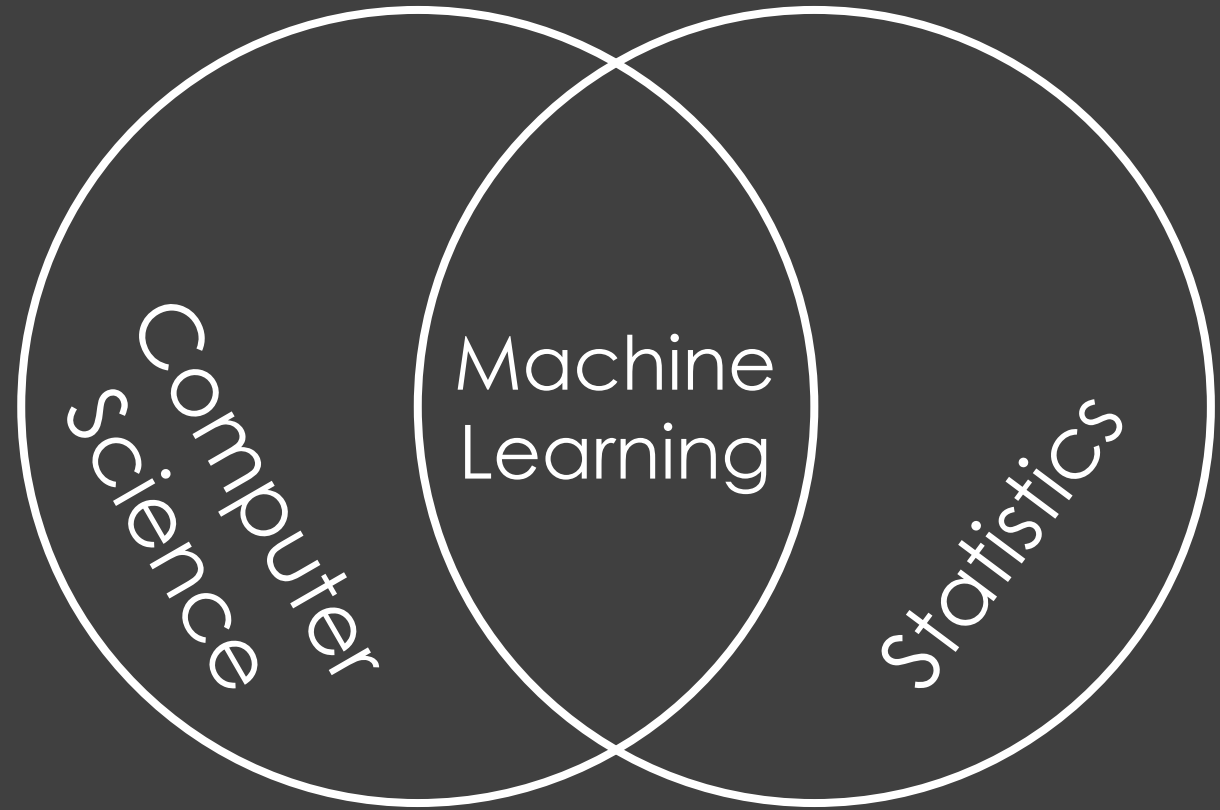
Skills of Data Science



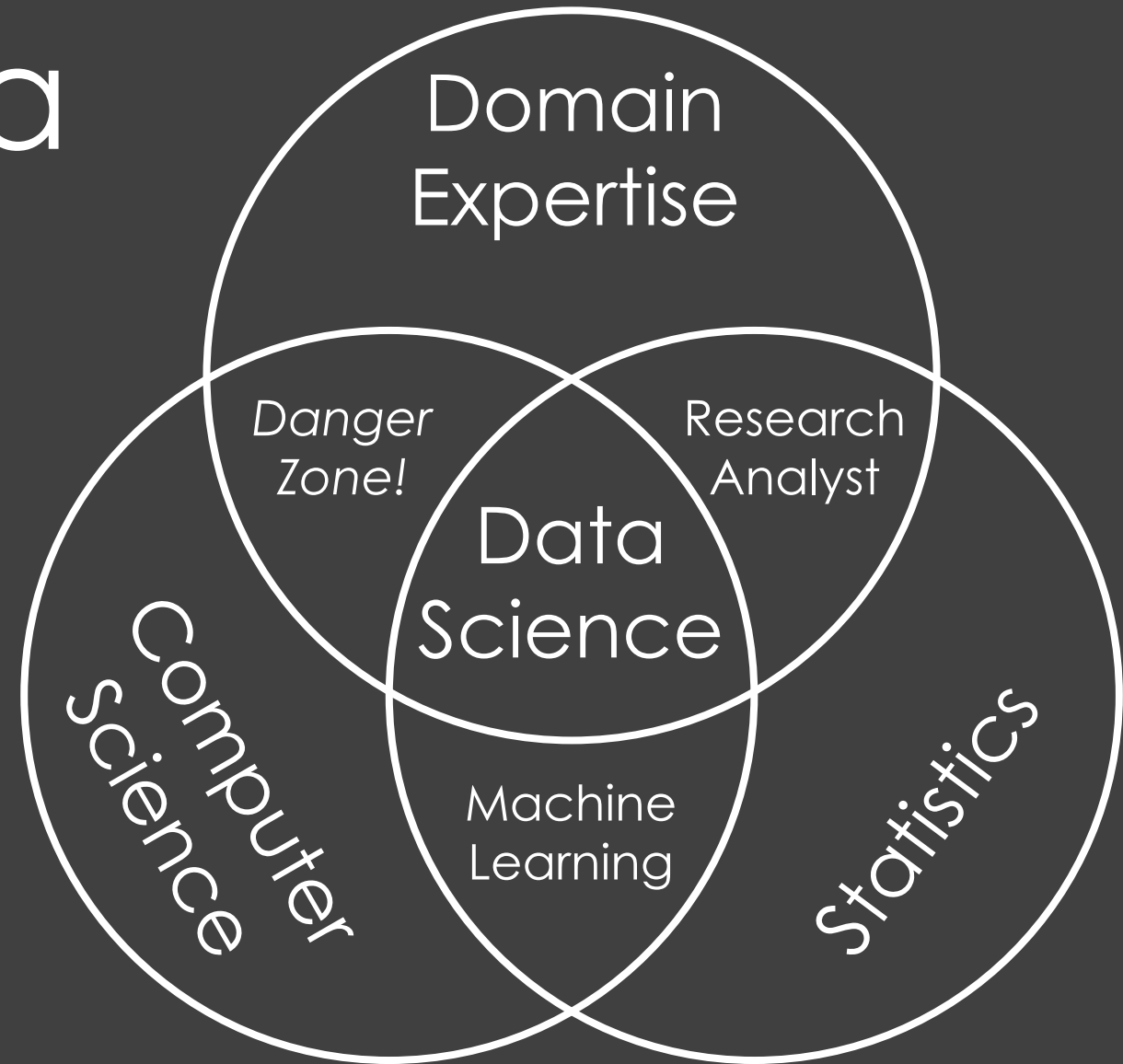
Computer
Science

Statistics

Skills of Data Science




Skills of Data Science



Drew Conway's Venn Diagram of Data Science

Who are we?

The Data 100 Team



Joseph
Gonzalez



Fernando
Perez




Aman
Dhar



Andrew
Do



Edward
Fang



Manana
Hakobyan



Sona
Jeswani



Biye
Jiang



Joyce
Lo



Simon
Mo




Nhi
Quach



Louis
Rémus



Caleb
Siu



Jake
Soloff



Weiwei
Zhang



TBD




TBD



TBD

Joey Gonzalez



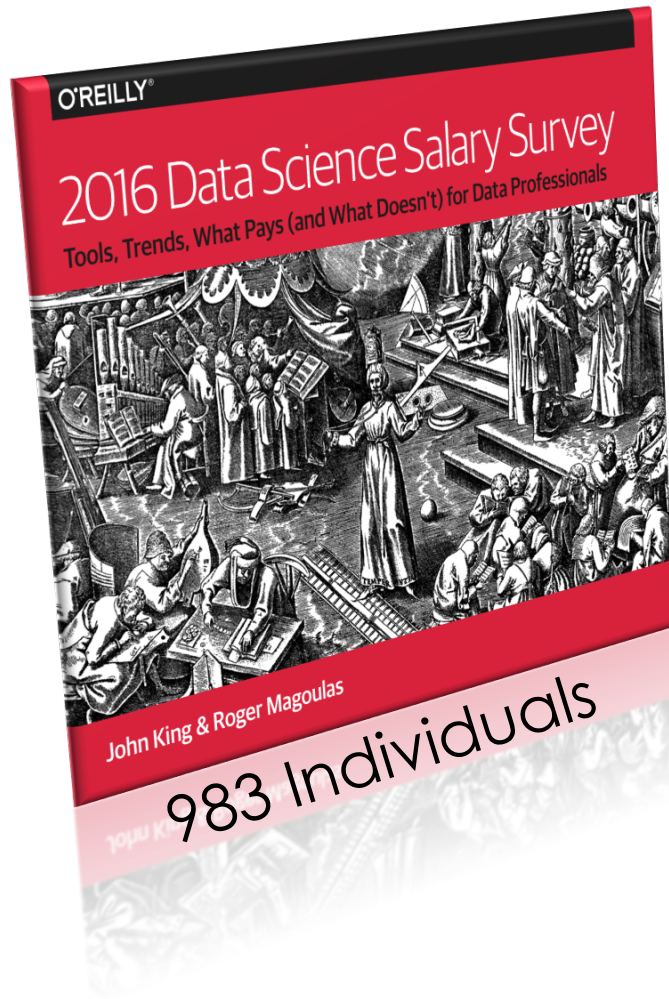
Joined EECS at UC Berkeley in 2016

Research Area: *Machine Learning & Data Systems*

- Study design of scalable systems for machine learning
 - **Algorithms:** designed parallel algorithms for statistical inference
 - **Abstractions:** introduced vertex programming & parameter server
 - **Systems:** developed GraphLab and parts of Apache Spark
- Co-Founder of Turi Inc.
 - Python tools for scalable data science
 - Acquired by Apple Inc. in 2016

What does it mean to be a
data scientist today?

How can we answer this question?

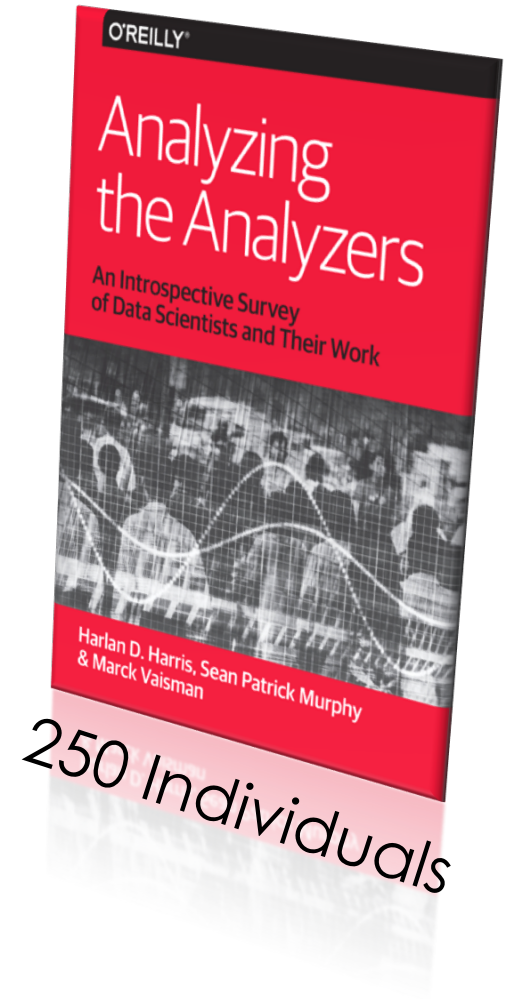


O'REILLY Surveys

Asked people involved in data science events to complete an online survey

Self reported → Selection bias!

Still somewhat interesting ...




O'Reilly is a good source recent materials on data science.

There is a lot of excitement around
Big Data

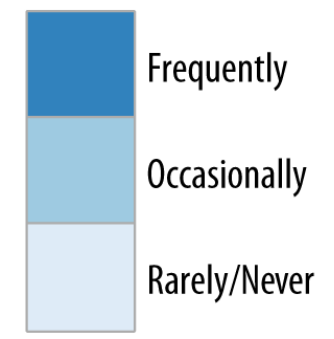
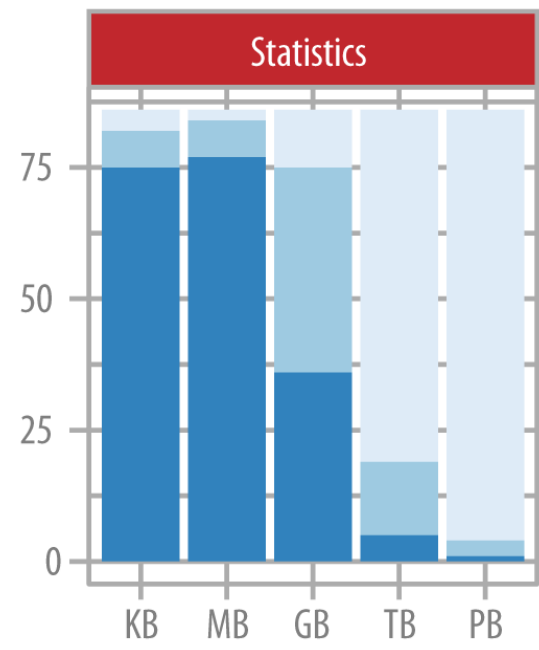
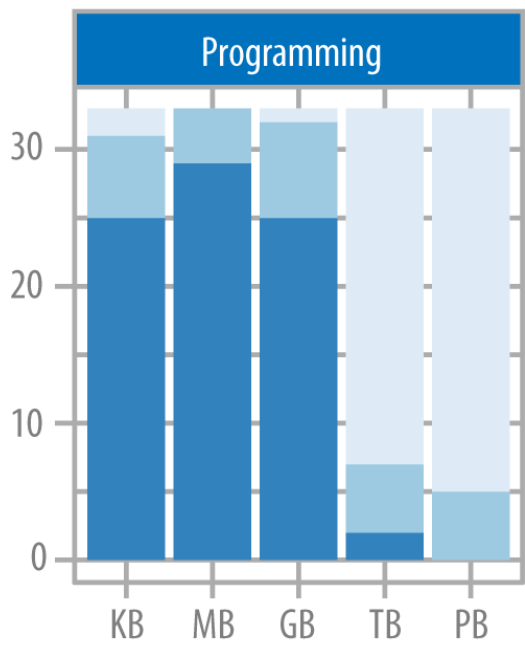
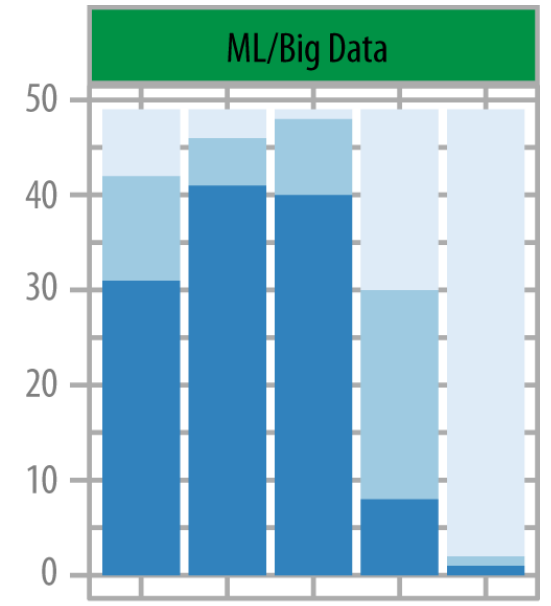
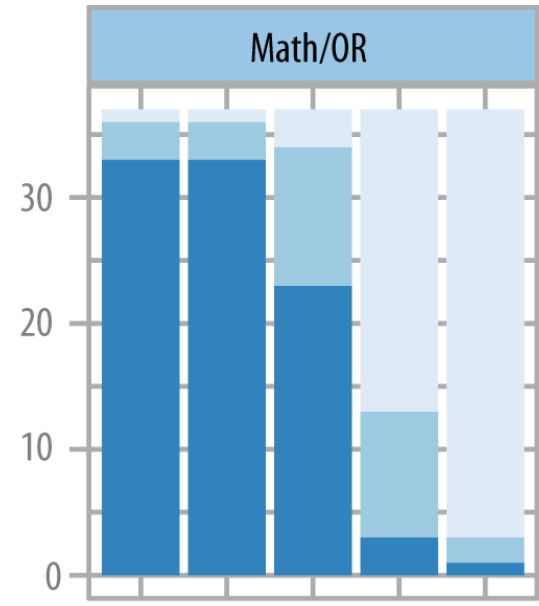
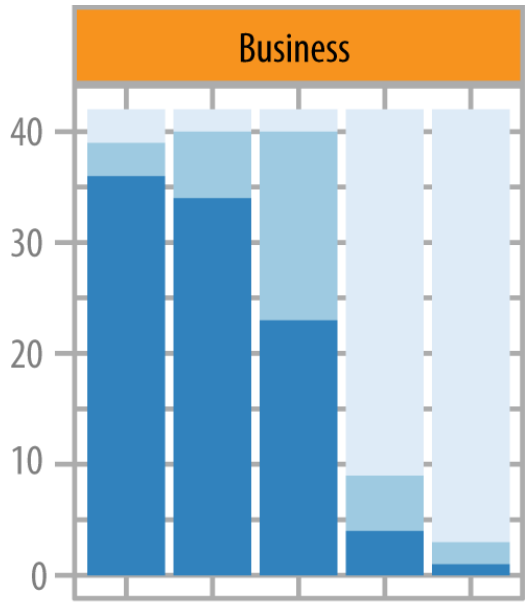
... how big is the data?

Scale of Data

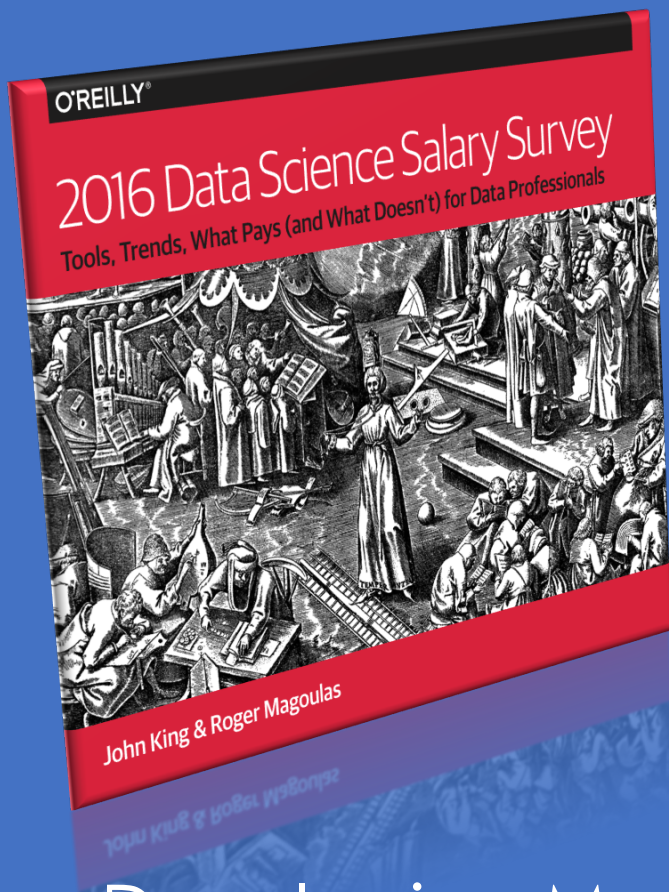


Not usually big!
< 1GB

However some data scientists frequently process TB to PB data sets.



Scale



What do they do?

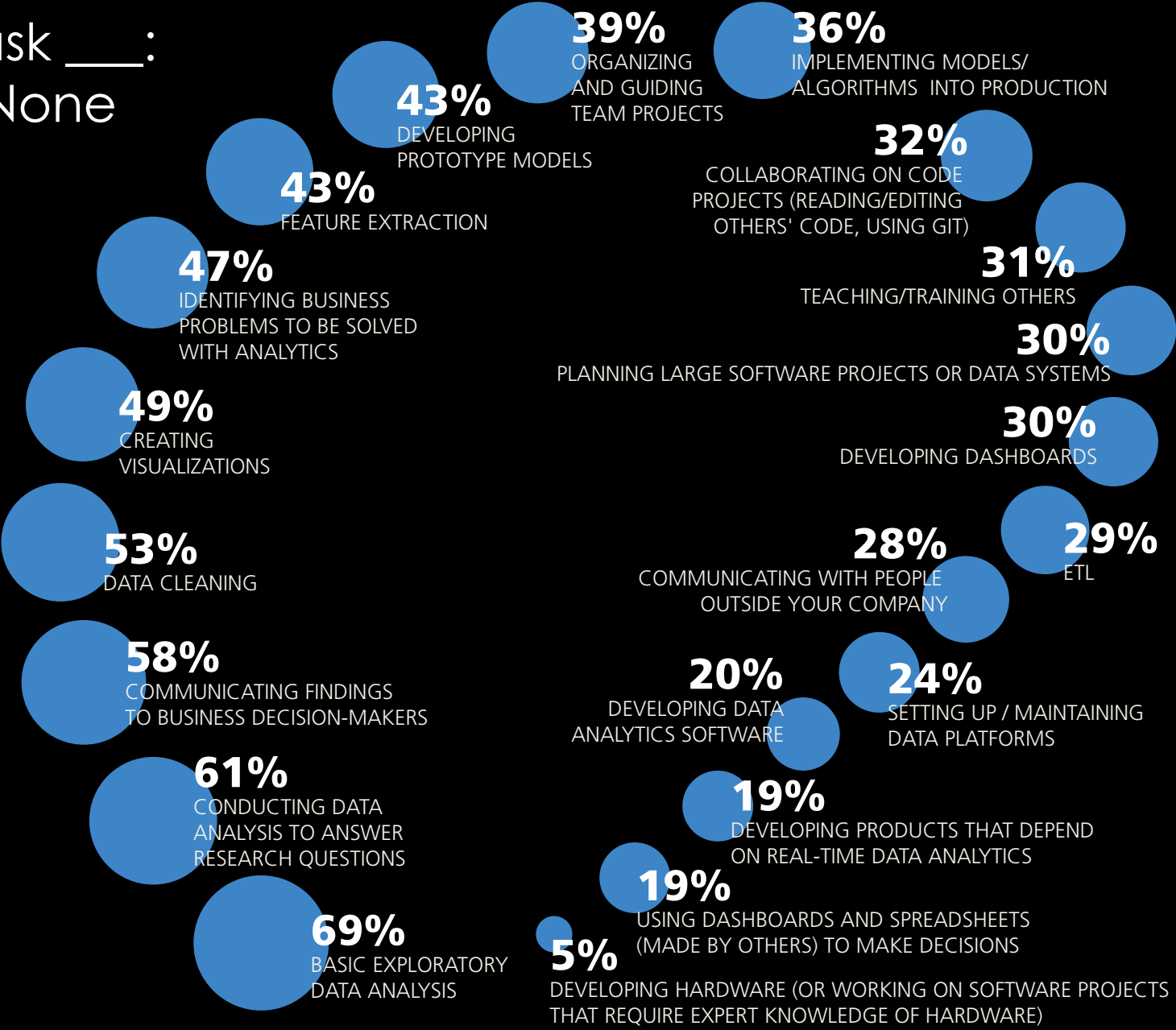
How involved are you in task ____:
(a) Major, (b) Minor, (c) None

Developing Models
Implementing ML Algorithms
Visualization

Exploratory Data Analysis (EDA)
Researching Questions
Writing Reports,

...

How involved are you in task ____: (a) Major, (b) Minor, (c) None



How involved are you in task ___:
(a) Major, (b) Minor, (c) None

Are the top items
surprising?

Data Cleaning 😞

Where are Modeling /
Prediction?

CREATING
VISUALIZATIONS

53%

DATA CLEANING

58%

COMMUNICATING FINDINGS
TO BUSINESS DECISION-MAKERS

61%

CONDUCTING DATA
ANALYSIS TO ANSWER
RESEARCH QUESTIONS

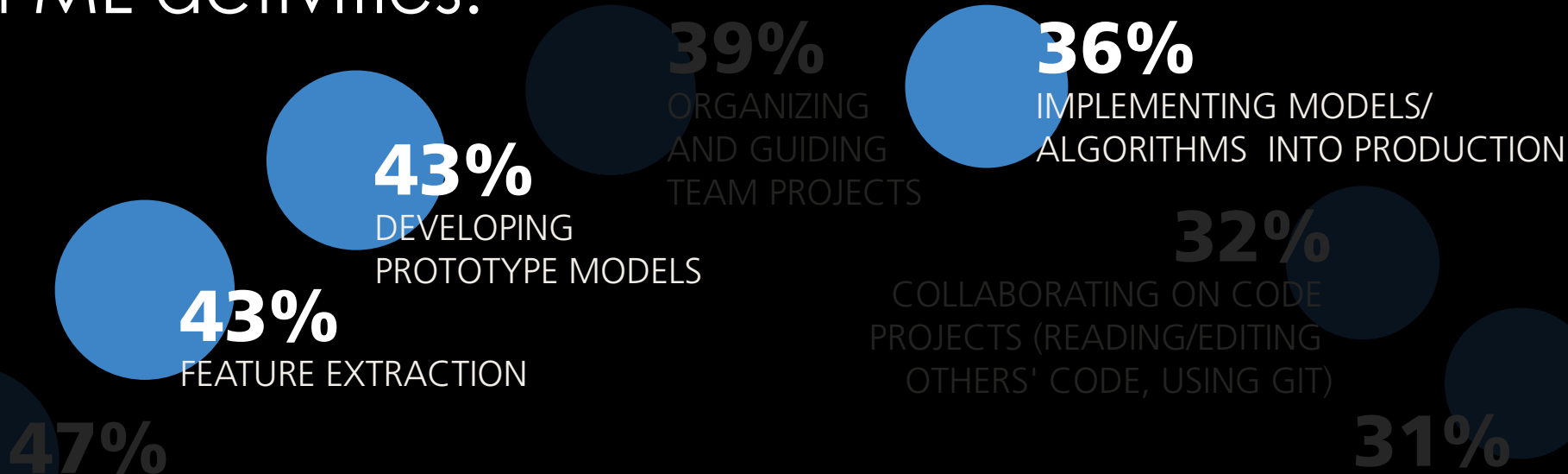
69%

BASIC EXPLORATORY
DATA ANALYSIS

5

DE
TH

Less than half of respondents had major involvement in ML activities!

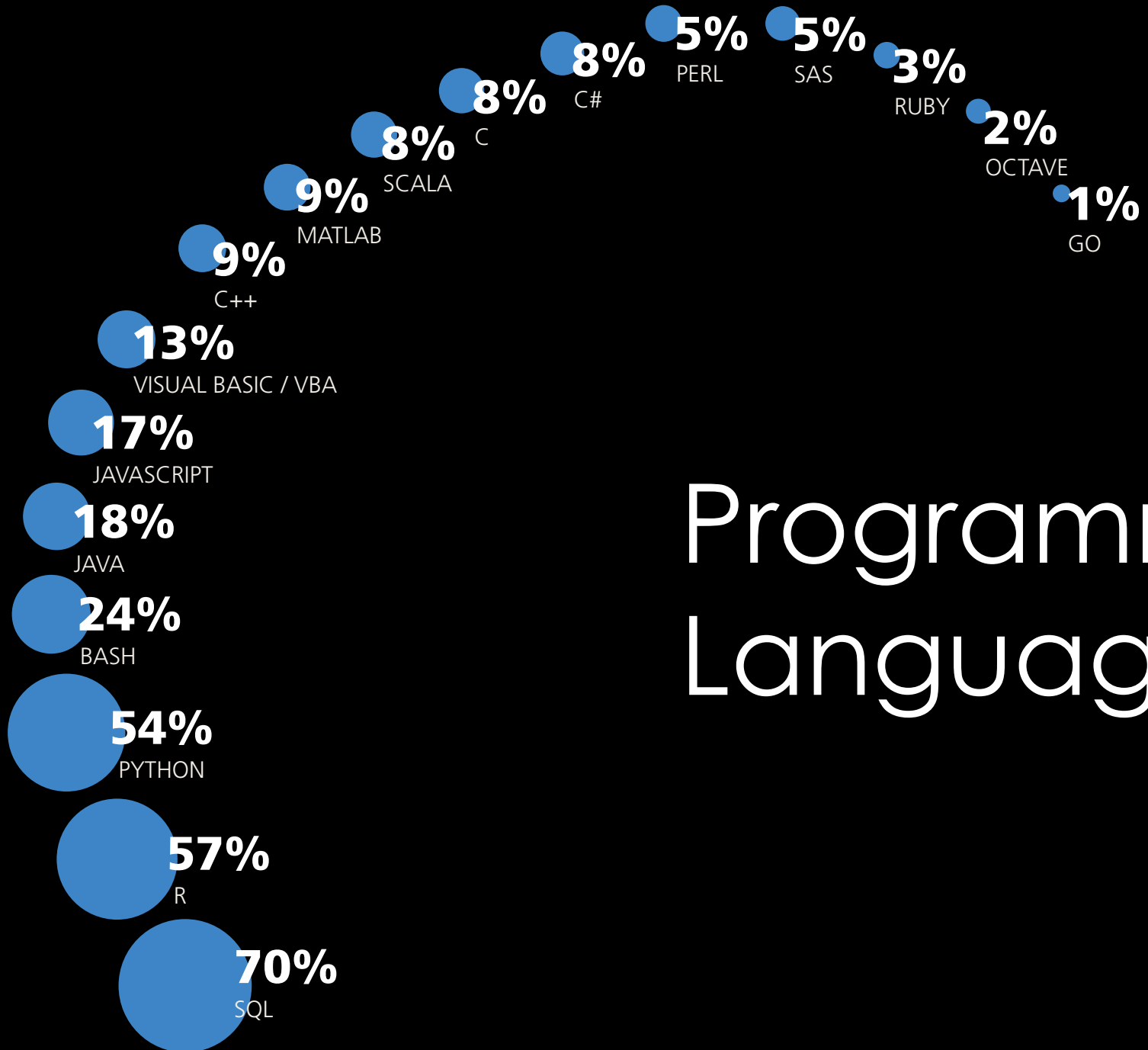


However, **developing prototype Models** had the greatest impact on predicted salary

➤ major engagement → \$7.4K boost

What tools do they use?

- Programming Languages
- Machine Learning



Programming Languages

JAVASCRIPT

18%

JAVA

24%

BASH

54%

PYTHON

57%

R

70%

SQL

Programming Languages

SQL > R > Python

Cluster Analysis:

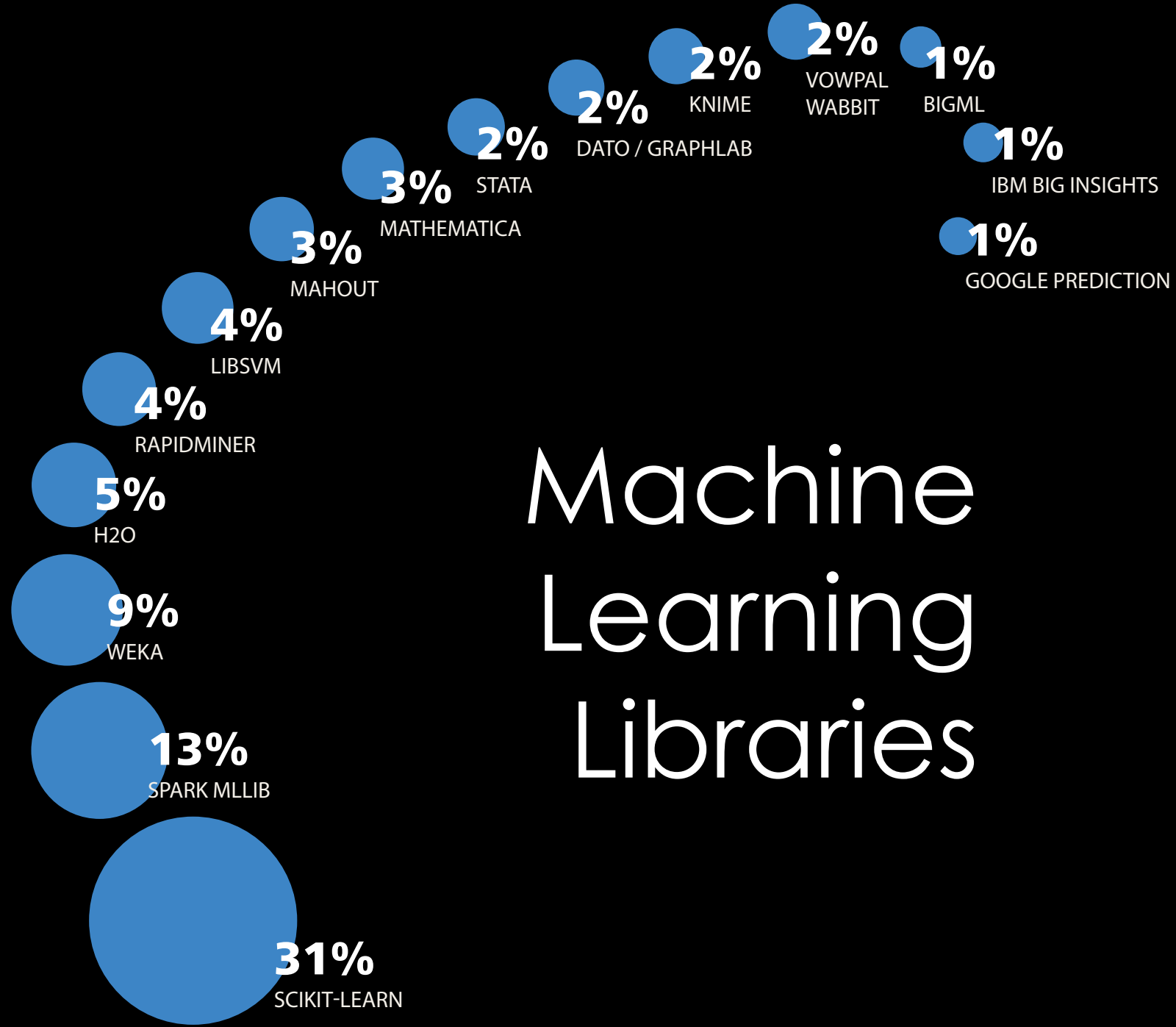
- Python > R: *data scientists*
- R > Python: *analysts*

Python users had higher salaries.

Highest Paid?

- Scala

Machine Learning Libraries



47%

RAPIDMINER

5%

H2O

9%

WEKA

13%

SPARK MLLIB

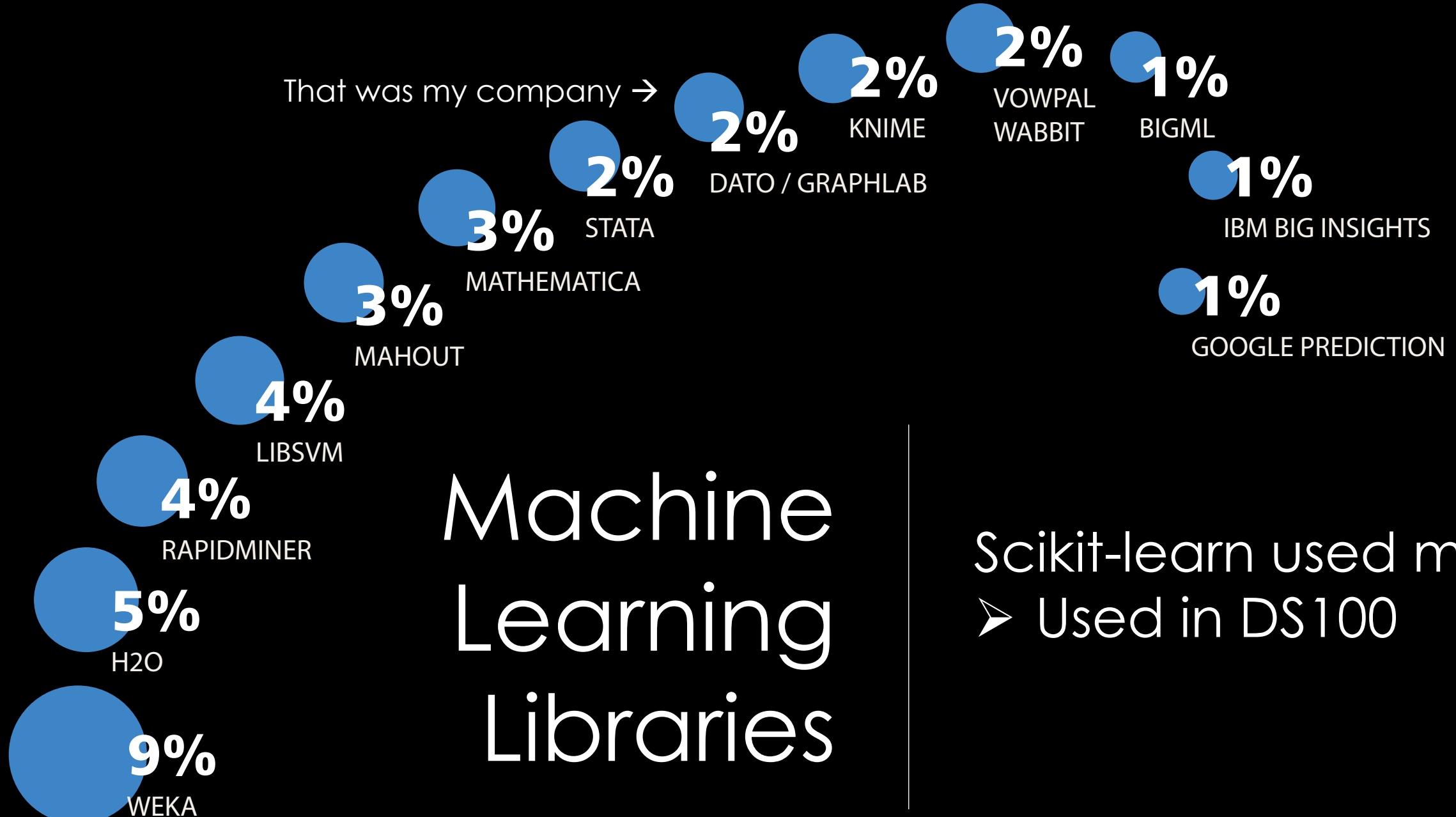
Machine Learning Libraries

31%

SCIKIT-LEARN

Scikit-learn used most
➤ Used in DS100

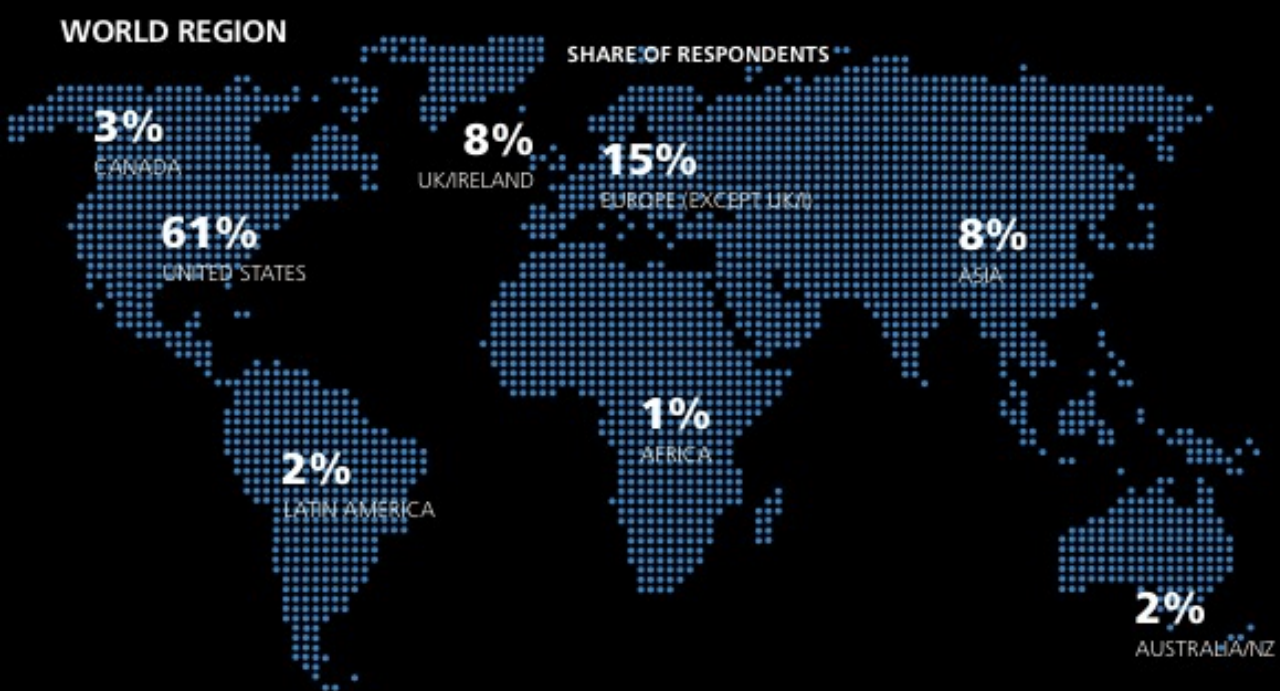
That was my company →



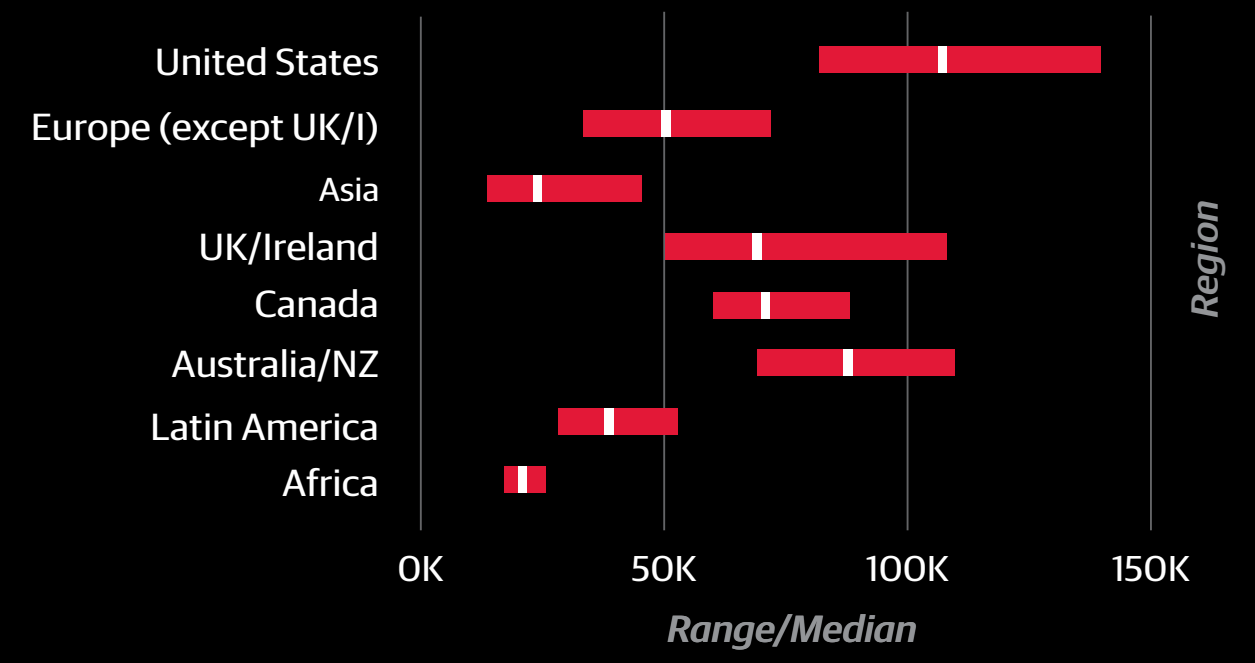
Machine Learning Libraries

Scikit-learn used most
➤ Used in DS100

What is their annual
income?



SALARY MEDIAN AND IQRC (US DOLLARS)



Salary Depends on Location and Industry

Intermission

5 Minute Break.

Ask a neighbor:

What is your name?

tabs Or Spaces ...?

What do statisticians
and pirates have in
common?

Contemplate:

What are the ethics
of data science?

Can data do harm?

What do you want to
get out of Data 100?

Pirates say



Important Administrative Reminders

- There will not be any labs or sections this week
- We will be computing [optimal assignments](#) for lab & section
 - complete the online section assignment poll
 - <https://goo.gl/forms/YohOCvkrUia4zTel2>
- Signup for the DS100 Sp18 Piazza Page
 - <https://piazza.com/berkeley/spring2018/ds100/home>
- Homework 1 will go out next week and be due the following week.
 - You may start to setup your Python environment

What are your *goals* for DS100?

- What do you want to learn?
- How does this class fit into your future plans?

Our Goals

Prepare students for advanced Berkeley courses in data-management, machine learning, and statistics, by providing the necessary foundation and context

Enable students to start careers as data scientists by providing experience in working with real data, **tools**, and **techniques**.

Empower students to apply **computational** and **inferential thinking** to address real-world problems

What are the Prereqs. for Data 100

- Officially Listed Prerequisites:
 - Foundations in Data Science [Data8]
 - Computing [CS61a or CS88 or ... E7]
 - Calculus and Linear Algebra [Math 54 or EE16a or Stat 88]
- We will not be enforcing prerequisites
 - ... however you should be familiar with the material in these classes (especially Data8)
- Homework 1 will help verify your familiarity
 - Do Hw1 and skim the Data8 textbook:
<https://www.inferentialthinking.com>

What will I learn?

Topics covered in Data 100

- Data collection and sampling
- Data cleaning and manipulation
- Regular Expressions
- SQL and Enterprise Data Management
- Xpath and web-scraping
- Exploratory Data Analysis & Visualization
- Hypothesis Testing & Confidence Int.
- Model design & loss formulation
- Batch and Stochastic Gradient Descent
- Ordinary Least Squares Regression
- Logistic Regression
- Feature Engineering
- The Bias - Variance Tradeoff & overfitting
- Regularization & Cross validation

We will use **Real Data**

Homework, labs, and in class examples will build on real data:

- Twitter, Speeches, Scientific Data, Maps, Surveys, Images, ...

The data will be:

- **messy** and you will have to clean it
- **big(ish)** and you will have to be a little clever to process it
- **complicated** and you will have to learn about the **domain**

You will Learn How to Use Real Tools

- Focus on Python programming language
- We will use various different technologies
 - Jupyter notebooks, pandas, numpy, matplotlib, postgres, seaborn, scikit-learn, plotly, Dask, ...
- We **won't** teach you everything ...
 - You will learn to **read documentation**
 - You will learn to **teach yourself**
- **BETA WARNING:** Things will break ...
 - You will learn how **to debug**
 - You will learn how **to get help** (on Piazza)

Reading and Reference Materials

No single great book (working on a Data 100 gitbook ...)

- Lectures slides and screencasts will be available on online
- **Use online reference materials**

We will occasionally (in a few lectures) reference a few ebooks

- Joel Grus. *“Data Science from Scratch”* [[eBook Link](#)]
- Cathy O’Neil and Rachel Schutt. *“Doing Data Science”* [[eBook Link](#)]
- G. James, D. Witten, T. Hastie and R. Tibshirani. *“An Introduction to Statistical Learning.”* [[pdf Link](#)]
- Wes McKinney. *“Python for Data Analysis”* [[pdf link](#)]

Grades

[20%] 6 Homework assignments
(drop the lowest)

[10%] 2 Projects (multi-week homework's)

[10%] Labs (Graded on Completion)

[5%] Vitamins (weekly online quizzes)

[5%] In class participation

- Participate in at least 18 of the lectures for full credit.
- Using google forms or bcourses (**bring a browser**)

[20%] 1 Midterm (in class)

[30%] 1 Final

On Time Policy (don't be late)

- **5 days** of “slip-time” to be **used on homework/projects** for **unforeseen circumstances** (e.g., get sick or deadline conflicts)
- After you have used your slip-time budget
 - **20% per day for each late day**
- If you are having trouble finishing assignments on time let us know!

Collaboration Policy: ***Don't Cheat!***

- Data Science is a collaborative activity
- You may discuss problems with friends
 - List their names at the top of your assignments
 - We may periodically analyze the collaboration networks
- ***You must write your solutions individually***

Don't Cheat

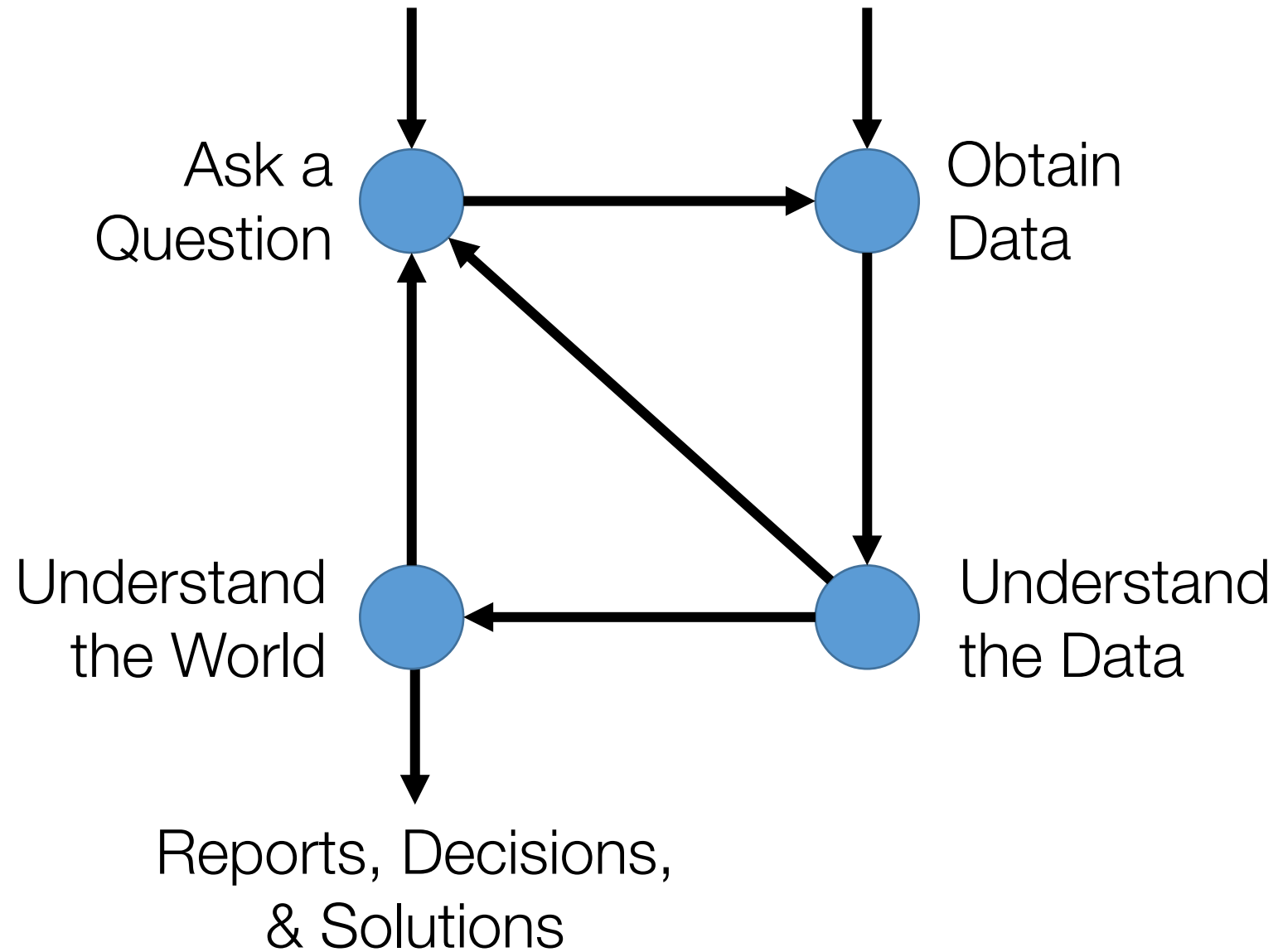
- Content in the homework and vitamins will be on the midterm and final
- If you are struggling let us know so we can help!

Staying Up to Date

- All communication will be through Piazza
 - <https://piazza.com/berkeley/spring2018/ds100/home>
 - If you have questions about assignments
 - Try commenting on the appropriate discussion
 - Do not share your code publicly
 - If you have private question → write a private post on Piazza
 - This will ensure a quick response
- We will also be updating the website with links to homework, lectures, and vitamins
 - <http://www.ds100.org/sp18/>

Data Science Lifecycle

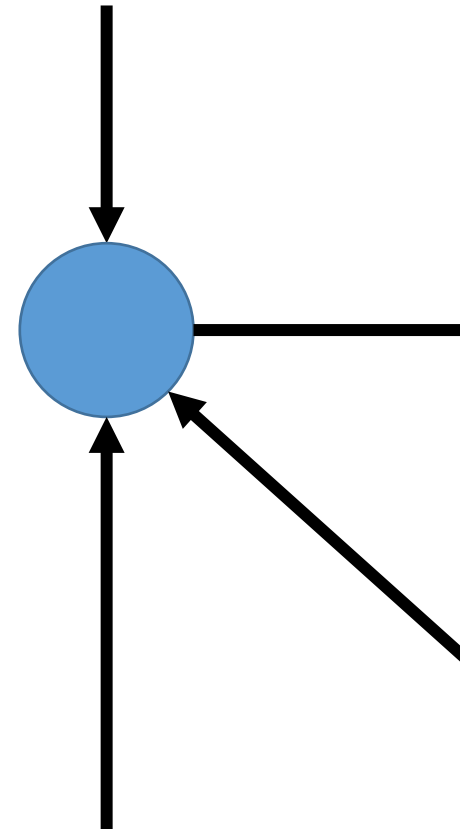
High-level description of the data science workflow



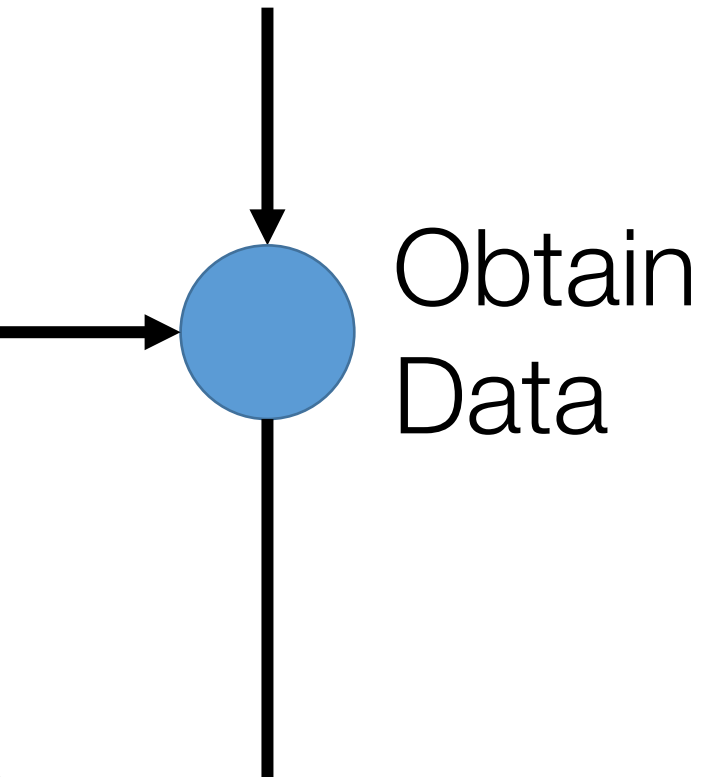
Question / Problem Formulation

- What do we want to know?
- What problems are we trying to solve?
- What are the hypotheses we want to test?
- What are our metrics of success?

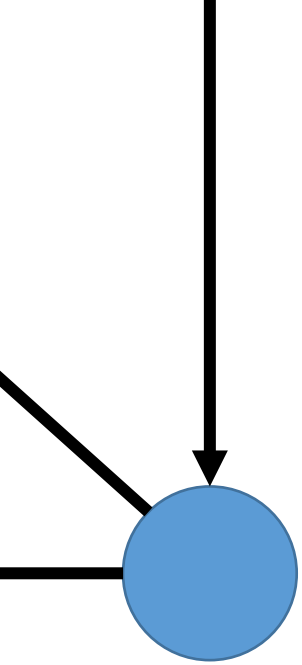
Ask a
Question



Data Acquisition and Cleaning



- What data do we have and what data do we need?
- How will we sample more data?
- Is our data representative of the population we want to study?



Understand the Data

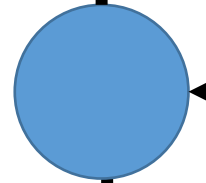
- How is our data organized and what does it contain?
- What are the biases, anomalies, or other issues with the data?
- How do we transform the data to enable effective analysis?

Exploratory Data Analysis & Visualization

- What does the data say about the world?
- Does it answer our questions or accurately solve the problem?
- How robust are our conclusions and can we trust the predictions?

Predictions and Inference

Understand
the World



Reports,
Decisions,
&
Solutions

Data Science Demo